



# Rabio Reports

Rapid Business Information Organizer  
[www.rabio.eu](http://www.rabio.eu)



# **Construction Demo Project Sample Reports**

Rapid Business Information Organizer  
[www.rabio.eu](http://www.rabio.eu)



# Calendar Report

Rapid Business Information Organizer  
[www.rabio.eu](http://www.rabio.eu)

Center	Description	Category	Description	Date	U.M.	Qty	Unit Cost	Actual Costs
0100	NORTH BRIDGE	620101	READY MIX CONCRETE	01-01-2016	M3	9,300.0000	107.58	1,000,494.00
0100	NORTH BRIDGE	620202	AGGREGATES	01-01-2016	TN	4,100.0000	15.71	64,402.80
0100	NORTH BRIDGE	620204	FIBERS AND STEEL FIBERS	01-01-2016	TN	15.0000	336.60	5,049.00
0100	NORTH BRIDGE	629904	ROAD SIGNS AND BOARDS	01-01-2016	TN	1.0000	44,880.00	44,880.00
0200	SOUTH BRIDGE	620101	READY MIX CONCRETE	01-01-2016	M3	7,440.0000	104.41	776,825.28
0200	SOUTH BRIDGE	620202	AGGREGATES	01-01-2016	TN	6,600.0000	15.71	103,672.80
0200	SOUTH BRIDGE	620204	FIBERS AND STEEL FIBERS	01-01-2016	TN	7.5000	673.20	5,049.00
0200	SOUTH BRIDGE	629904	ROAD SIGNS AND BOARDS	01-01-2016	TN	1.0000	49,368.00	49,368.00
0300	EARTHWORKS	620202	AGGREGATES	01-01-2016	TN	33,300.0000	15.71	523,076.40
0300	EARTHWORKS	629904	ROAD SIGNS AND BOARDS	01-01-2016	TN	1.0000	44,880.00	44,880.00
0400	ROADWORKS	621301	ASPHALT PAVEMENT	01-01-2016	TN	23,520.0000	37.40	879,544.51
0400	ROADWORKS	629904	ROAD SIGNS AND BOARDS	01-01-2016	TN	1.0000	44,880.00	44,880.00
1100	PERSONNEL SALARIES	610301	LOCAL STAFF	01-01-2016		0.0000	0.00	93,139.20
1200	PERSONNEL EXPENSES	640302	RENTAL CARS (INCL. LEASING COST)	01-01-2016		0.0000	0.00	14,652.00
1200	PERSONNEL EXPENSES	660501	TRAVEL EXPENCES	01-01-2016		0.0000	0.00	3,956.04
1200	PERSONNEL EXPENSES	660502	HOTEL	01-01-2016		0.0000	0.00	1,318.68
1200	PERSONNEL EXPENSES	660602	CELEBRATIONS	01-01-2016		0.0000	0.00	1,318.68
1200	PERSONNEL EXPENSES	660703	RENTAL COSTS OF APPARTMENT	01-01-2016		0.0000	0.00	14,652.00
1200	PERSONNEL EXPENSES	660704	RUNNING COSTS OF APPARTMENT	01-01-2016		0.0000	0.00	7,326.00
1300	SERVICES ON SITE	620703	ELECTRICAL CONSUMABLES POWER	01-01-2016		0.0000	0.00	7,326.00
1300	SERVICES ON SITE	620704	ELECTRICAL MATERIALS	01-01-2016	TN	1.0000	732.60	732.60
1300	SERVICES ON SITE	620801	WATER CONSUMPTION	01-01-2016		0.0000	0.00	293.04
1300	SERVICES ON SITE	640501	TRANSPORT AND TRANSPORT RELATED COST	01-01-2016		0.0000	0.00	5,274.72
1300	SERVICES ON SITE	640605	IT AND OFFICE EQUIPMENT	01-01-2016		0.0000	0.00	8,791.20
1300	SERVICES ON SITE	640823	VARIOUS EQUIPMENT	01-01-2016		0.0000	0.00	1,465.20
1300	SERVICES ON SITE	660208	SECURITY	01-01-2016		0.0000	0.00	13,186.80
1300	SERVICES ON SITE	660401	TELEPHONE AND POSTAGE	01-01-2016		0.0000	0.00	791.21
1300	SERVICES ON SITE	660403	OFFICE CONSUMABLES	01-01-2016		0.0000	0.00	263.74
1300	SERVICES ON SITE	660406	INTERNET	01-01-2016		0.0000	0.00	131.87
1300	SERVICES ON SITE	660701	RENTAL LAND	01-01-2016		0.0000	0.00	5,274.72
1400	DESIGN	660101	SUB CO DESIGN	01-01-2016		0.0000	0.00	43,956.00
1500	WORKSHOP	620802	DIESEL	01-01-2016	LT	19,560.0000	1.20	23,495.47
1500	WORKSHOP	620803	FUEL OIL	01-01-2016	LT	9,000.0000	1.32	11,880.00
1500	WORKSHOP	620809	LUBRICANTS	01-01-2016	KG	900.0000	1.32	1,188.00
1500	WORKSHOP	640101	SMALL TOOLS	01-01-2016		0.0000	0.00	4,950.00
<b>TOTAL January 2016</b>				<b>01-2016</b>				<b>3,807,484.96</b>
<b>TOTAL 2016</b>				<b>2016</b>				<b>3,807,484.96</b>



# Centers Report

Rapid Business Information Organizer  
[www.rabio.eu](http://www.rabio.eu)

Center	Description	A.Budget	B.Actual Costs	C=A-B	%	D.Earned Value	D.Earned Value %	D=A-D	%	F.Forecast	G=F-A	%
0100	NORTH BRIDGE	39,185,520.00	21,271,979.62	17,913,540.38	45.71	25,871,349.00	66.02	13,314,171.00	33.98	43,104,072.00	3,918,552.00	9.09
0200	SOUTH BRIDGE	43,546,800.00	24,631,335.16	18,915,464.84	43.44	30,119,870.00	69.17	13,426,930.00	30.83	50,078,820.00	6,532,020.00	13.04
0300	EARTHWORKS	21,172,800.00	11,851,572.20	9,321,227.80	44.02	13,579,464.00	64.14	7,593,336.00	35.86	27,789,300.00	6,616,500.00	23.81
0400	ROADWORKS	6,890,400.00	5,257,024.51	1,633,375.49	23.71	4,332,600.00	62.88	2,557,800.00	37.12	6,890,400.00	0.00	0.00
0500	MSS PARKING AREA	5,280,000.00	3,636,000.00	1,644,000.00	31.14	3,454,200.00	65.42	1,825,800.00	34.58	5,280,000.00	0.00	0.00
<b>10</b>	<b>TOTAL DIRECT COSTS</b>	<b>116,075,520.00</b>	<b>66,647,911.49</b>	<b>49,427,608.51</b>	<b>42.58</b>	<b>77,357,483.00</b>	<b>66.64</b>	<b>38,718,037.00</b>	<b>33.36</b>	<b>133,142,592.00</b>	<b>17,067,072.00</b>	<b>12.82</b>
1100	PERSONNEL SALARIES	5,280,000.00	3,758,944.00	1,521,056.00	28.81	3,584,000.00	67.88	1,696,000.00	32.12	5,808,000.00	528,000.00	9.09
1200	PERSONNEL EXPENSES	778,800.00	331,379.40	447,420.60	57.45	331,379.40	42.55	447,420.60	57.45	856,680.00	77,880.00	9.09
1300	SERVICES ON SITE	784,344.00	333,738.42	450,605.58	57.45	333,738.42	42.55	450,605.58	57.45	901,995.60	117,651.60	13.04
1400	DESIGN	792,000.00	336,996.00	455,004.00	57.45	336,996.00	42.55	455,004.00	57.45	1,029,600.00	237,600.00	23.08
1500	WORKSHOP	871,200.00	504,655.53	366,544.47	42.07	615,450.00	70.64	255,750.00	29.36	1,001,880.00	130,680.00	13.04
<b>20</b>	<b>TOTAL INDIRECT COSTS</b>	<b>8,506,344.00</b>	<b>5,265,713.35</b>	<b>3,240,630.65</b>	<b>38.10</b>	<b>5,201,563.82</b>	<b>61.15</b>	<b>3,304,780.18</b>	<b>38.85</b>	<b>9,598,155.60</b>	<b>1,091,811.60</b>	<b>11.38</b>
<b>TOTAL</b>		<b>124,581,864.00</b>	<b>71,913,624.84</b>	<b>52,668,239.16</b>	<b>42.28</b>	<b>82,559,046.82</b>	<b>66.27</b>	<b>42,022,817.18</b>	<b>33.73</b>	<b>142,740,747.60</b>	<b>18,158,883.60</b>	<b>12.72</b>



# Categories Report

Rapid Business Information Organizer  
[www.rabio.eu](http://www.rabio.eu)

Category	Description	A.Budget	B.Actual Costs	C=A-B	%	D.Earned Value	D.Earned Value %	D=A-D	%	F.Forecast	G=F-A	%
600103	DRIVER	7,260,000.00	4,010,080.00	3,249,920.00	44.76	4,830,683.00	66.54	2,429,317.00	33.46	8,389,837.50	1,129,837.50	13.47
600104	SKILLED	7,920,000.00	4,157,379.64	3,762,620.36	47.51	5,269,836.00	66.54	2,650,164.00	33.46	9,152,550.00	1,232,550.00	13.47
600105	SEMISKILLED	15,180,000.00	8,450,659.40	6,729,340.60	44.33	10,100,519.00	66.54	5,079,481.00	33.46	17,542,387.50	2,362,387.50	13.47
600106	UNSKILLED	3,960,000.00	2,552,480.00	1,407,520.00	35.54	2,634,918.00	66.54	1,325,082.00	33.46	4,576,275.00	616,275.00	13.47
610301	LOCAL STAFF	5,280,000.00	3,758,944.00	1,521,056.00	28.81	3,584,000.00	67.88	1,696,000.00	32.12	5,808,000.00	528,000.00	9.09
<b>10100</b>	<b>TOTAL LABOUR</b>	<b>39,600,000.00</b>	<b>22,929,543.04</b>	<b>16,670,456.96</b>	<b>42.10</b>	<b>26,419,956.00</b>	<b>66.72</b>	<b>13,180,044.00</b>	<b>33.28</b>	<b>45,469,050.00</b>	<b>5,869,050.00</b>	<b>12.91</b>
620202	AGGREGATES	11,642,400.00	5,580,866.76	6,061,533.24	52.06	7,558,810.00	64.92	4,083,590.00	35.08	14,844,060.00	3,201,660.00	21.57
620704	ELECTRICAL MATERIALS	13,200.00	5,616.60	7,583.40	57.45	5,616.60	42.55	7,583.40	57.45	15,180.00	1,980.00	13.04
621301	ASPHALT PAVEMENT	1,056,000.00	1,543,544.51	-487,544.51	-46.17	664,000.00	62.88	392,000.00	37.12	1,056,000.00	0.00	0.00
629904	ROAD SIGNS AND BOARDS	216,480.00	320,128.00	-103,648.00	-47.88	142,096.00	65.64	74,384.00	34.36	246,972.00	30,492.00	12.35
<b>10201</b>	<b>TOTAL CONSTRUCTION MATERIAL</b>	<b>12,928,080.00</b>	<b>7,450,155.87</b>	<b>5,477,924.13</b>	<b>42.37</b>	<b>8,370,522.60</b>	<b>64.75</b>	<b>4,557,557.40</b>	<b>35.25</b>	<b>16,162,212.00</b>	<b>3,234,132.00</b>	<b>20.01</b>
640101	SMALL TOOLS	79,200.00	55,950.00	23,250.00	29.36	55,950.00	70.64	23,250.00	29.36	91,080.00	11,880.00	13.04
<b>10203</b>	<b>TOTAL SMALL TOOLS</b>	<b>79,200.00</b>	<b>55,950.00</b>	<b>23,250.00</b>	<b>29.36</b>	<b>55,950.00</b>	<b>70.64</b>	<b>23,250.00</b>	<b>29.36</b>	<b>91,080.00</b>	<b>11,880.00</b>	<b>13.04</b>
620204	FIBERS AND STEEL FIBERS	15,840.00	20,058.00	-4,218.00	-26.63	10,707.00	67.59	5,133.00	32.41	17,820.00	1,980.00	11.11
621000	REBAR REINFORCEMENT STEEL	2,032,800.00	1,313,694.94	719,105.06	35.38	1,379,875.00	67.88	652,925.00	32.12	2,296,140.00	263,340.00	11.47
<b>10204</b>	<b>TOTAL STEEL</b>	<b>2,048,640.00</b>	<b>1,333,752.94</b>	<b>714,887.06</b>	<b>34.90</b>	<b>1,390,582.00</b>	<b>67.88</b>	<b>658,058.00</b>	<b>32.12</b>	<b>2,313,960.00</b>	<b>265,320.00</b>	<b>11.47</b>
620101	READY MIX CONCRETE	40,708,800.00	21,019,740.60	19,689,059.40	48.37	27,564,300.00	67.71	13,144,500.00	32.29	45,872,640.00	5,163,840.00	11.26
<b>10205</b>	<b>TOTAL CONCRETE</b>	<b>40,708,800.00</b>	<b>21,019,740.60</b>	<b>19,689,059.40</b>	<b>48.37</b>	<b>27,564,300.00</b>	<b>67.71</b>	<b>13,144,500.00</b>	<b>32.29</b>	<b>45,872,640.00</b>	<b>5,163,840.00</b>	<b>11.26</b>
620103	SHOTCRETE	633,600.00	936,960.00	-303,360.00	-47.88	434,920.00	68.64	198,680.00	31.36	723,360.00	89,760.00	12.41
<b>10206</b>	<b>TOTAL SHOTCRETE</b>	<b>633,600.00</b>	<b>936,960.00</b>	<b>-303,360.00</b>	<b>-47.88</b>	<b>434,920.00</b>	<b>68.64</b>	<b>198,680.00</b>	<b>31.36</b>	<b>723,360.00</b>	<b>89,760.00</b>	<b>12.41</b>
650101.C000001	Building Constructors	3,960,000.00	2,820,000.00	1,140,000.00	28.79	2,590,650.00	65.42	1,369,350.00	34.58	3,960,000.00	0.00	0.00
650101.C000002	EM Constructors	1,320,000.00	816,000.00	504,000.00	38.18	863,550.00	65.42	456,450.00	34.58	1,320,000.00	0.00	0.00
660101	SUB CO DESIGN	792,000.00	336,996.00	455,004.00	57.45	336,996.00	42.55	455,004.00	57.45	1,029,600.00	237,600.00	23.08
<b>10300</b>	<b>TOTAL SUBCONTRACTORS</b>	<b>6,072,000.00</b>	<b>3,972,996.00</b>	<b>2,099,004.00</b>	<b>34.57</b>	<b>3,791,196.00</b>	<b>62.44</b>	<b>2,280,804.00</b>	<b>37.56</b>	<b>6,309,600.00</b>	<b>237,600.00</b>	<b>3.77</b>
600107	FOREMAN	9,240,000.00	6,233,919.64	3,006,080.36	32.53	6,148,142.00	66.54	3,091,858.00	33.46	10,677,975.00	1,437,975.00	13.47
660703	RENTAL COSTS OF APPARTMENT	264,000.00	112,332.00	151,668.00	57.45	112,332.00	42.55	151,668.00	57.45	290,400.00	26,400.00	9.09
660704	RUNNING COSTS OF APPARTMENT	132,000.00	56,166.00	75,834.00	57.45	56,166.00	42.55	75,834.00	57.45	145,200.00	13,200.00	9.09
<b>20410</b>	<b>TOTAL STAFF</b>	<b>9,636,000.00</b>	<b>6,402,417.64</b>	<b>3,233,582.36</b>	<b>33.56</b>	<b>6,316,640.00</b>	<b>65.55</b>	<b>3,319,360.00</b>	<b>34.45</b>	<b>11,113,575.00</b>	<b>1,477,575.00</b>	<b>13.30</b>
620703	ELECTRICAL CONSUMABLES POWER	132,000.00	56,166.00	75,834.00	57.45	56,166.00	42.55	75,834.00	57.45	151,800.00	19,800.00	13.04
620801	WATER CONSUMPTION	5,280.00	2,246.64	3,033.36	57.45	2,246.64	42.55	3,033.36	57.45	6,072.00	792.00	13.04
<b>20601</b>	<b>TOTAL GAS, WATER AND ELECTRICITY</b>	<b>137,280.00</b>	<b>58,412.64</b>	<b>78,867.36</b>	<b>57.45</b>	<b>58,412.64</b>	<b>42.55</b>	<b>78,867.36</b>	<b>57.45</b>	<b>157,872.00</b>	<b>20,592.00</b>	<b>13.04</b>
660401	TELEPHONE AND POSTAGE	14,256.00	6,065.94	8,190.06	57.45	6,065.94	42.55	8,190.06	57.45	16,394.40	2,138.40	13.04
660406	INTERNET	2,376.00	1,011.00	1,365.00	57.45	1,011.00	42.55	1,365.00	57.45	2,732.40	356.40	13.04
660501	TRAVEL EXPENCES	71,280.00	30,329.64	40,950.36	57.45	30,329.64	42.55	40,950.36	57.45	78,408.00	7,128.00	9.09
<b>20604</b>	<b>TOTAL OFFICE TELECOMMUNICATION AND POSTAGE</b>	<b>87,912.00</b>	<b>37,406.58</b>	<b>50,505.42</b>	<b>57.45</b>	<b>37,406.58</b>	<b>42.55</b>	<b>50,505.42</b>	<b>57.45</b>	<b>97,534.80</b>	<b>9,622.80</b>	<b>9.87</b>
640605	IT AND OFFICE EQUIPMENT	158,400.00	67,399.20	91,000.80	57.45	67,399.20	42.55	91,000.80	57.45	182,160.00	23,760.00	13.04
660403	OFFICE CONSUMABLES	4,752.00	2,022.00	2,730.00	57.45	2,022.00	42.55	2,730.00	57.45	5,464.80	712.80	13.04
<b>20605</b>	<b>TOTAL STATIONARY AND PRINTING, COMPUTERS</b>	<b>163,152.00</b>	<b>69,421.20</b>	<b>93,730.80</b>	<b>57.45</b>	<b>69,421.20</b>	<b>42.55</b>	<b>93,730.80</b>	<b>57.45</b>	<b>187,624.80</b>	<b>24,472.80</b>	<b>13.04</b>
660502	HOTEL	23,760.00	10,109.88	13,650.12	57.45	10,109.88	42.55	13,650.12	57.45	26,136.00	2,376.00	9.09
<b>20700</b>	<b>TOTAL TRAVELLING EXPENSES, HOTELS</b>	<b>23,760.00</b>	<b>10,109.88</b>	<b>13,650.12</b>	<b>57.45</b>	<b>10,109.88</b>	<b>42.55</b>	<b>13,650.12</b>	<b>57.45</b>	<b>26,136.00</b>	<b>2,376.00</b>	<b>9.09</b>
640823	VARIOUS EQUIPMENT	26,400.00	11,233.20	15,166.80	57.45	11,233.20	42.55	15,166.80	57.45	30,360.00	3,960.00	13.04
<b>21110</b>	<b>TOTAL EQUIPMENT COST</b>	<b>26,400.00</b>	<b>11,233.20</b>	<b>15,166.80</b>	<b>57.45</b>	<b>11,233.20</b>	<b>42.55</b>	<b>15,166.80</b>	<b>57.45</b>	<b>30,360.00</b>	<b>3,960.00</b>	<b>13.04</b>
640302	RENTAL CARS (INCL. LEASING COST)	739,200.00	411,132.00	328,068.00	44.38	423,831.00	57.34	315,369.00	42.66	832,425.00	93,225.00	11.20
640709	EXCAVATOR LIEBHERR R 944	4,752,000.00	2,988,000.00	1,764,000.00	37.12	3,114,990.00	65.55	1,637,010.00	34.45	5,420,250.00	668,250.00	12.33
640721	TRUCKS	5,702,400.00	3,585,600.00	2,116,800.00	37.12	3,737,988.00	65.55	1,964,412.00	34.45	6,504,300.00	801,900.00	12.33
<b>21112</b>	<b>TOTAL HIRE OF EQUIPMENT</b>	<b>11,193,600.00</b>	<b>6,984,732.00</b>	<b>4,208,868.00</b>	<b>37.60</b>	<b>7,276,809.00</b>	<b>65.01</b>	<b>3,916,791.00</b>	<b>34.99</b>	<b>12,756,975.00</b>	<b>1,563,375.00</b>	<b>12.26</b>
620802	DIESEL	396,000.00	282,649.53	113,350.47	28.62	279,750.00	70.64	116,250.00	29.36	455,400.00	59,400.00	13.04
<b>21113</b>	<b>TOTAL DIESEL</b>	<b>396,000.00</b>	<b>282,649.53</b>	<b>113,350.47</b>	<b>28.62</b>	<b>279,750.00</b>	<b>70.64</b>	<b>116,250.00</b>	<b>29.36</b>	<b>455,400.00</b>	<b>59,400.00</b>	<b>13.04</b>
620803	FUEL OIL	237,600.00	150,960.00	86,640.00	36.46	167,850.00	70.64	69,750.00	29.36	273,240.00	35,640.00	13.04
<b>21114</b>	<b>TOTAL PETROL</b>	<b>237,600.00</b>	<b>150,960.00</b>	<b>86,640.00</b>	<b>36.46</b>	<b>167,850.00</b>	<b>70.64</b>	<b>69,750.00</b>	<b>29.36</b>	<b>273,240.00</b>	<b>35,640.00</b>	<b>13.04</b>
620809	LUBRICANTS	158,400.00	15,096.00	143,304.00	90.47	111,900.00	70.64	46,500.00	29.36	182,160.00	23,760.00	13.04
<b>21116</b>	<b>TOTAL LUBRICANTS</b>	<b>158,400.00</b>	<b>15,096.00</b>	<b>143,304.00</b>	<b>90.47</b>	<b>111,900.00</b>	<b>70.64</b>	<b>46,500.00</b>	<b>29.36</b>	<b>182,160.00</b>	<b>23,760.00</b>	<b>13.04</b>
640501	TRANSPORT AND TRANSPORT RELATED COST	95,040.00	40,439.52	54,600.48	57.45	40,439.52	42.55	54,600.48	57.45	109,296.00	14,256.00	13.04
660208	SECURITY	237,600.00	101,098.80	136,501.20	57.45	101,098.80	42.55	136,501.20	57.45	273,240.00	35,640.00	13.04
660602	CELEBRATIONS	23,760.00	10,109.88	13,650.12	57.45	10,109.88	42.55	13,650.12	57.45	26,136.00	2,376.00	9.09
660701	RENTAL LAND	95,040.00	40,439.52	54,600.48	57.45	40,439.52	42.55	54,600.48	57.45	109,296.00	14,256.00	13.04
<b>21500</b>	<b>TOTAL MISC. EXPENSES</b>	<b>451,440.00</b>	<b>192,087.72</b>	<b>259,352.28</b>	<b>57.45</b>	<b>192,087.72</b>	<b>42.55</b>	<b>259,352.28</b>	<b>57.45</b>	<b>517,968.00</b>	<b>66,528.00</b>	<b>12.84</b>
<b>TOTAL</b>		<b>124,581,864.00</b>	<b>71,913,624.84</b>	<b>52,668,239.16</b>	<b>42.28</b>	<b>82,559,046.82</b>	<b>66.27</b>	<b>42,022,817.18</b>	<b>33.73</b>	<b>142,740,747.60</b>	<b>18,158,883.60</b>	<b>12.72</b>





# Center Report

Rapid Business Information Organizer  
[www.rabio.eu](http://www.rabio.eu)

Category	Description	A.Budget	B.Actual Costs	C=A-B	%	D.Earned Value	D.Earned Value %	D=A-D	%	F.Forecast	G=F-A	%
600103	DRIVER	2,613,600.00	840,400.00	1,773,200.00	67.85	1,725,570.00	66.02	888,030.00	33.98	2,874,960.00	261,360.00	9.09
600104	SKILLED	2,851,200.00	768,609.82	2,082,590.18	73.04	1,882,440.00	66.02	968,760.00	33.98	3,136,320.00	285,120.00	9.09
600105	SEMISKILLED	5,464,800.00	1,806,929.70	3,657,870.30	66.94	3,608,010.00	66.02	1,856,790.00	33.98	6,011,280.00	546,480.00	9.09
600106	UNSKILLED	1,425,600.00	710,800.00	714,800.00	50.14	941,220.00	66.02	484,380.00	33.98	1,568,160.00	142,560.00	9.09
<b>10100</b>	<b>TOTAL LABOUR</b>	<b>12,355,200.00</b>	<b>4,126,739.52</b>	<b>8,228,460.48</b>	<b>66.60</b>	<b>8,157,240.00</b>	<b>66.02</b>	<b>4,197,960.00</b>	<b>33.98</b>	<b>13,590,720.00</b>	<b>1,235,520.00</b>	<b>9.09</b>
620202	AGGREGATES	924,000.00	489,461.28	434,538.72	47.03	610,050.00	66.02	313,950.00	33.98	1,016,400.00	92,400.00	9.09
629904	ROAD SIGNS AND BOARDS	52,800.00	78,080.00	-25,280.00	-47.88	34,860.00	66.02	17,940.00	33.98	58,080.00	5,280.00	9.09
<b>10201</b>	<b>TOTAL CONSTRUCTION MATERIAL</b>	<b>976,800.00</b>	<b>567,541.28</b>	<b>409,258.72</b>	<b>41.90</b>	<b>644,910.00</b>	<b>66.02</b>	<b>331,890.00</b>	<b>33.98</b>	<b>1,074,480.00</b>	<b>97,680.00</b>	<b>9.09</b>
620204	FIBERS AND STEEL FIBERS	7,920.00	10,029.00	-2,109.00	-26.63	5,229.00	66.02	2,691.00	33.98	8,712.00	792.00	9.09
621000	REBAR REINFORCEMENT STEEL	831,600.00	622,055.00	209,545.00	25.20	549,045.00	66.02	282,555.00	33.98	914,760.00	83,160.00	9.09
<b>10204</b>	<b>TOTAL STEEL</b>	<b>839,520.00</b>	<b>632,084.00</b>	<b>207,436.00</b>	<b>24.71</b>	<b>554,274.00</b>	<b>66.02</b>	<b>285,246.00</b>	<b>33.98</b>	<b>923,472.00</b>	<b>83,952.00</b>	<b>9.09</b>
620101	READY MIX CONCRETE	18,849,600.00	12,222,555.00	6,627,045.00	35.16	12,445,020.00	66.02	6,404,580.00	33.98	20,734,560.00	1,884,960.00	9.09
<b>10205</b>	<b>TOTAL CONCRETE</b>	<b>18,849,600.00</b>	<b>12,222,555.00</b>	<b>6,627,045.00</b>	<b>35.16</b>	<b>12,445,020.00</b>	<b>66.02</b>	<b>6,404,580.00</b>	<b>33.98</b>	<b>20,734,560.00</b>	<b>1,884,960.00</b>	<b>9.09</b>
620103	SHOTCRETE	105,600.00	156,160.00	-50,560.00	-47.88	69,720.00	66.02	35,880.00	33.98	116,160.00	10,560.00	9.09
<b>10206</b>	<b>TOTAL SHOTCRETE</b>	<b>105,600.00</b>	<b>156,160.00</b>	<b>-50,560.00</b>	<b>-47.88</b>	<b>69,720.00</b>	<b>66.02</b>	<b>35,880.00</b>	<b>33.98</b>	<b>116,160.00</b>	<b>10,560.00</b>	<b>9.09</b>
600107	FOREMAN	3,326,400.00	1,848,799.82	1,477,600.18	44.42	2,196,180.00	66.02	1,130,220.00	33.98	3,659,040.00	332,640.00	9.09
<b>20410</b>	<b>TOTAL STAFF</b>	<b>3,326,400.00</b>	<b>1,848,799.82</b>	<b>1,477,600.18</b>	<b>44.42</b>	<b>2,196,180.00</b>	<b>66.02</b>	<b>1,130,220.00</b>	<b>33.98</b>	<b>3,659,040.00</b>	<b>332,640.00</b>	<b>9.09</b>
640302	RENTAL CARS (INCL. LEASING COST)	118,800.00	74,700.00	44,100.00	37.12	78,435.00	66.02	40,365.00	33.98	130,680.00	11,880.00	9.09
640709	EXCAVATOR LIEBHERR R 944	1,188,000.00	747,000.00	441,000.00	37.12	784,350.00	66.02	403,650.00	33.98	1,306,800.00	118,800.00	9.09
640721	TRUCKS	1,425,600.00	896,400.00	529,200.00	37.12	941,220.00	66.02	484,380.00	33.98	1,568,160.00	142,560.00	9.09
<b>21112</b>	<b>TOTAL HIRE OF EQUIPMENT</b>	<b>2,732,400.00</b>	<b>1,718,100.00</b>	<b>1,014,300.00</b>	<b>37.12</b>	<b>1,804,005.00</b>	<b>66.02</b>	<b>928,395.00</b>	<b>33.98</b>	<b>3,005,640.00</b>	<b>273,240.00</b>	<b>9.09</b>
<b>TOTAL</b>		<b>39,185,520.00</b>	<b>21,271,979.62</b>	<b>17,913,540.38</b>	<b>45.71</b>	<b>25,871,349.00</b>	<b>66.02</b>	<b>13,314,171.00</b>	<b>33.98</b>	<b>43,104,072.00</b>	<b>3,918,552.00</b>	<b>9.09</b>



# Category Report

Rapid Business Information Organizer  
[www.rabio.eu](http://www.rabio.eu)

Center	Description	A.Budget	B.Actual Costs	C=A-B	%	D.Earned Value	D.Earned Value %	D=A-D	%	F.Forecast	G=F-A	%
0100	NORTH BRIDGE	18,849,600.00	12,222,555.00	6,627,045.00	35.16	12,445,020.00	66.02	6,404,580.00	33.98	20,734,560.00	1,884,960.00	9.09
0200	SOUTH BRIDGE	21,859,200.00	8,797,185.60	13,062,014.40	59.76	15,119,280.00	69.17	6,739,920.00	30.83	25,138,080.00	3,278,880.00	13.04
0500	MSS PARKING AREA	0.00	0.00	0.00	0.00	0.00	0.00	0.00	0.00	0.00	0.00	0.00
<b>10</b>	<b>TOTAL DIRECT COSTS</b>	<b>40,708,800.00</b>	<b>21,019,740.60</b>	<b>19,689,059.40</b>	<b>48.37</b>	<b>27,564,300.00</b>	<b>67.71</b>	<b>13,144,500.00</b>	<b>32.29</b>	<b>45,872,640.00</b>	<b>5,163,840.00</b>	<b>11.26</b>
<b>TOTAL</b>		<b>40,708,800.00</b>	<b>21,019,740.60</b>	<b>19,689,059.40</b>	<b>48.37</b>	<b>27,564,300.00</b>	<b>67.71</b>	<b>13,144,500.00</b>	<b>32.29</b>	<b>45,872,640.00</b>	<b>5,163,840.00</b>	<b>11.26</b>



# Dashboard

Rapid Business Information Organizer  
[www.rabio.eu](http://www.rabio.eu)

# Construction Simple

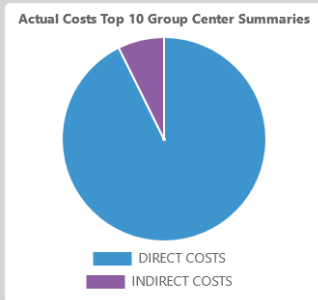
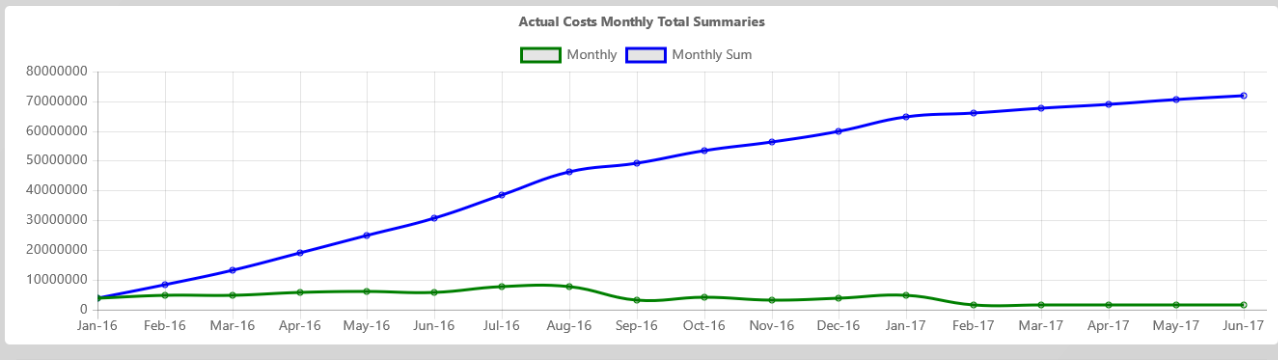
## Dashboard

**Daily Activity:** 0 Records

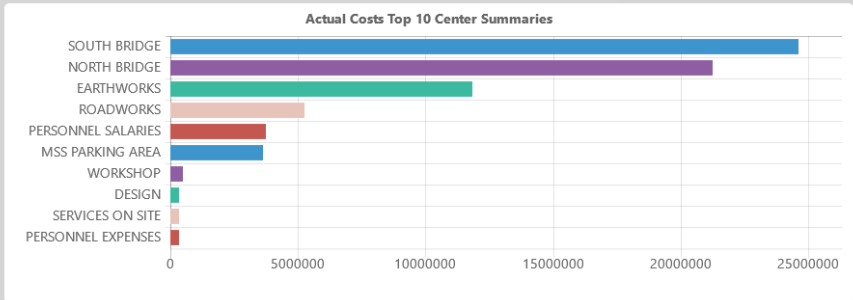
**Monthly Activity:** 0 Records

**Weekly Actual Costs:** 0

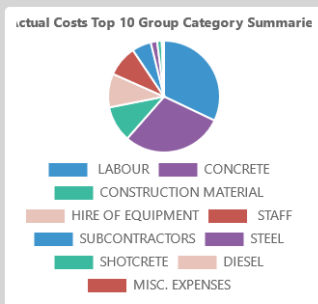
**Monthly Actual Costs:** 0



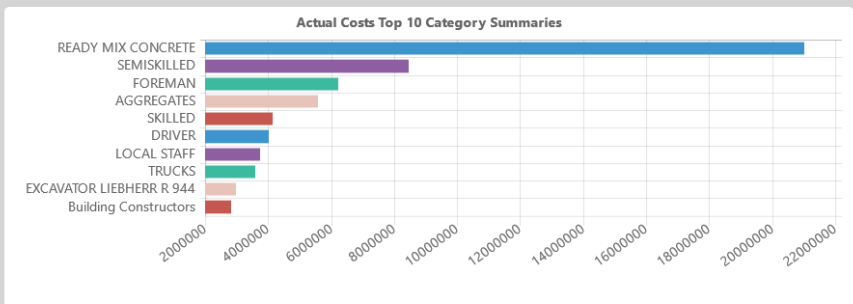
10 - DIRECT COSTS	66,647,911.49
20 - INDIRECT COSTS	5,265,713.35



1200 - SOUTH BRIDGE	24,631,335.16
1200 - NORTH BRIDGE	21,271,979.62
1200 - EARTHWORKS	11,851,572.20
1200 - ROADWORKS	5,257,024.51
1200 - PERSONNEL SALARIES	3,758,944.00
1200 - MSS PARKING AREA	3,636,000.00
1200 - WORKSHOP	504,655.53
1200 - DESIGN	336,996.00
1200 - SERVICES ON SITE	333,738.42
1200 - PERSONNEL EXPENSES	331,379.40



10100 - LABOUR	22,929,543.04
10205 - CONCRETE	21,019,740.60
10201 - CONSTRUCTION MATERIAL	7,450,155.87
21112 - HIRE OF EQUIPMENT	6,984,732.00
20410 - STAFF	6,402,417.64
10300 - SUBCONTRACTORS	3,972,996.00
10204 - STEEL	1,333,752.94
10206 - SHOTCRETE	936,960.00
21113 - DIESEL	282,649.53
21500 - MISC. EXPENSES	192,087.72



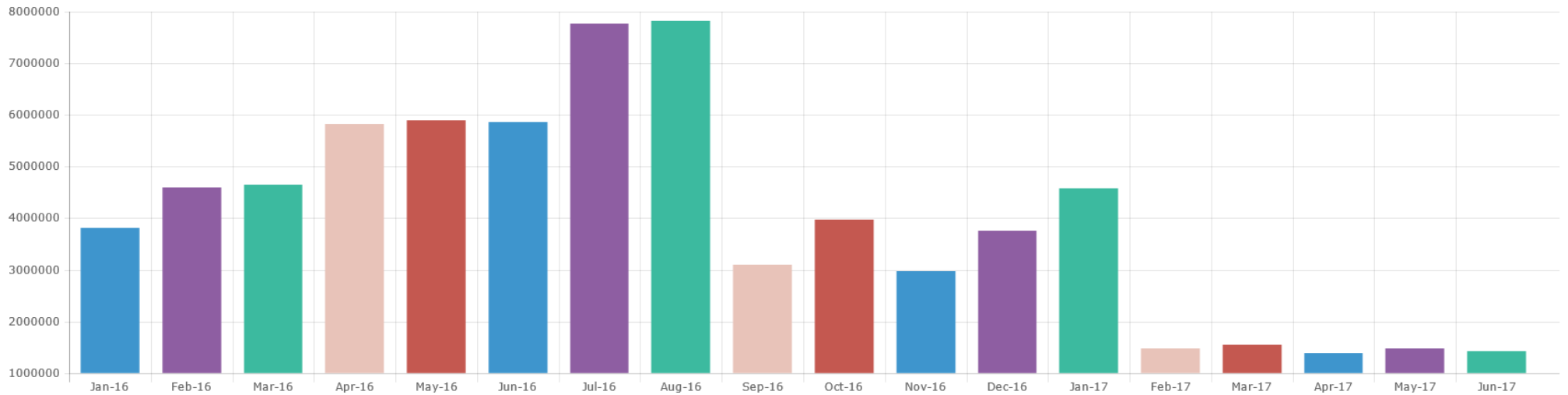
650101.C000001 - READY MIX CONCRETE	21,019,740.60
650101.C000001 - SEMISKILLED	8,450,659.40
650101.C000001 - FOREMAN	6,233,919.64
650101.C000001 - AGGREGATES	5,580,866.76
650101.C000001 - SKILLED	4,157,379.64
650101.C000001 - DRIVER	4,010,080.00
650101.C000001 - LOCAL STAFF	3,758,944.00
650101.C000001 - TRUCKS	3,585,600.00
650101.C000001 - EXCAVATOR LIEBHERR R 944	2,988,000.00
650101.C000001 - Building Constructors	2,820,000.00



# Center Progress

Rapid Business Information Organizer  
[www.rabio.eu](http://www.rabio.eu)

Centers	Jan-16	Feb-16	Mar-16	Apr-16	May-16	Jun-16	Jul-16	Aug-16	Sep-16	Oct-16	Nov-16	Dec-16	Jan-17	Feb-17	Mar-17	Apr-17	May-17	Jun-17	Total
<a href="#">0100 - NORTH BRIDGE</a>	1,114,825.80	1,604,476.80	1,639,684.80	1,300,965.00	1,336,965.00	1,312,515.00	1,749,547.80	1,780,039.80	865,954.80	1,181,462.00	841,364.64	1,429,839.84	1,526,847.70	713,414.02	766,280.02	688,316.00	721,977.80	697,502.80	21,271,979.62
<a href="#">0200 - SOUTH BRIDGE</a>	934,915.08	1,528,397.82	1,555,734.78	2,141,758.75	2,160,742.75	2,141,758.75	2,852,180.44	2,852,180.44	1,023,666.30	1,385,764.75	1,189,109.34	1,267,222.12	2,096,455.10	259,165.12	246,962.02	321,566.00	343,002.80	330,752.80	24,631,335.16
<a href="#">0300 - EARTHWORKS</a>	567,956.40	936,194.40	936,194.40	1,300,270.00	1,300,270.00	1,300,270.00	1,716,356.40	1,716,356.40	610,754.40	570,881.00	411,034.32	156,922.92	156,922.92	85,594.32	85,594.32				11,851,572.20
<a href="#">0400 - ROADWORKS</a>	924,424.51	375,840.00	375,840.00	522,000.00	522,000.00	522,000.00	689,040.00	689,040.00	187,920.00	261,000.00	187,920.00								5,257,024.51
<a href="#">0500 - MSS PARKING AREA</a>				300,000.00	300,000.00	300,000.00	396,000.00	396,000.00	216,000.00	300,000.00	216,000.00	660,000.00	264,000.00	144,000.00	144,000.00				3,636,000.00
<a href="#">1100 - PERSONNEL SALARIES</a>	93,139.20	50,803.20	55,641.60	141,120.00	147,840.00	147,840.00	186,278.40	204,019.20	106,444.80	141,120.00	106,444.80	195,148.80	501,811.20	253,440.00	283,852.80	369,600.00	394,240.00	380,160.00	3,758,944.00
<a href="#">1200 - PERSONNEL EXPENSES</a>	43,223.40	23,576.40	23,576.40	32,745.00	32,745.00	32,745.00	43,223.40	43,223.40	23,576.40	32,745.00									331,379.40
<a href="#">1300 - SERVICES ON SITE</a>	43,531.10	23,744.24	23,744.24	32,978.10	32,978.10	32,978.10	43,531.10	43,531.10	23,744.24	32,978.10									333,738.42
<a href="#">1400 - DESIGN</a>	43,956.00	23,976.00	23,976.00	33,300.00	33,300.00	33,300.00	43,956.00	43,956.00	23,976.00	33,300.00									336,996.00
<a href="#">1500 - WORKSHOP</a>	41,513.47	20,881.15	23,842.73	29,446.40	32,222.50	30,038.40	44,932.01	44,899.01	23,943.82	32,290.00	23,365.80	44,138.16	40,845.68	20,358.72	25,537.68	8,250.00	9,900.00	8,250.00	504,655.53
<b>Total</b>	<b>3,807,484.96</b>	<b>4,587,890.01</b>	<b>4,658,234.95</b>	<b>5,834,583.25</b>	<b>5,899,063.35</b>	<b>5,853,445.25</b>	<b>7,765,045.55</b>	<b>7,813,245.35</b>	<b>3,105,980.76</b>	<b>3,971,540.85</b>	<b>2,975,238.90</b>	<b>3,753,271.84</b>	<b>4,586,882.60</b>	<b>1,475,972.18</b>	<b>1,552,226.84</b>	<b>1,387,732.00</b>	<b>1,469,120.60</b>	<b>1,416,665.60</b>	<b>71,913,624.84</b>





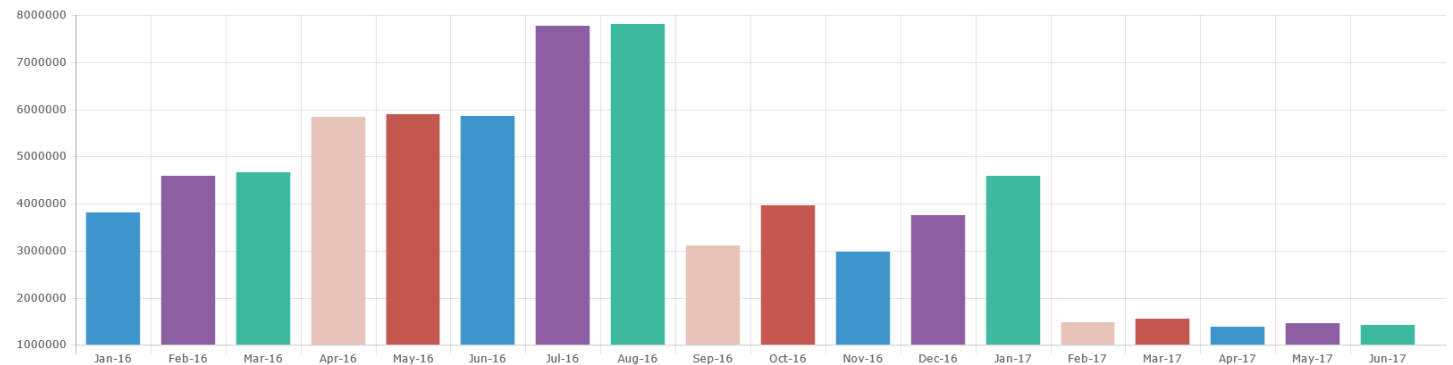
Centers	Jan-16	Feb-16	Mar-16	Apr-16	May-16	Jun-16	Jul-16	Aug-16	Sep-16	Oct-16	Nov-16	Dec-16	Jan-17	Feb-17	Mar-17	Apr-17	May-17	Jun-17	Total
<b>0100 - NORTH BRIDGE</b>	<b>1,114,825.80</b>	<b>1,604,476.80</b>	<b>1,639,684.80</b>	<b>1,300,965.00</b>	<b>1,336,965.00</b>	<b>1,312,515.00</b>	<b>1,749,547.80</b>	<b>1,780,039.80</b>	<b>865,954.80</b>	<b>1,181,462.00</b>	<b>841,364.64</b>	<b>1,429,839.84</b>	<b>1,526,847.70</b>	<b>713,414.02</b>	<b>766,280.02</b>	<b>688,316.00</b>	<b>721,977.80</b>	<b>697,502.80</b>	<b>21,271,979.62</b>
600103 - DRIVER		142,560.00	142,560.00	31,500.00	33,000.00	33,000.00	41,580.00	45,540.00	23,760.00	31,500.00	23,760.00	43,560.00	57,024.00	28,800.00	32,256.00	42,000.00	44,800.00	43,200.00	840,400.00
600104 - SKILLED		155,520.00	155,520.00	26,250.00	27,500.00	27,500.00	34,650.00	37,950.00	19,800.00	26,250.00	19,800.00	36,300.00	46,333.06	23,400.58	26,208.58	34,126.00	36,400.80	35,100.80	768,609.82
600105 - SEMISKILLED		298,080.00	298,080.00	69,300.00	72,600.00	72,600.00	91,476.00	100,188.00	52,272.00	69,300.00	52,272.00	95,832.00	122,959.58	62,100.86	69,552.86	90,564.00	96,601.20	93,151.20	1,806,929.70
600106 - UNSKILLED		77,760.00	77,760.00	31,500.00	33,000.00	33,000.00	41,580.00	45,540.00	23,760.00	31,500.00	23,760.00	43,560.00	57,024.00	28,800.00	32,256.00	42,000.00	44,800.00	43,200.00	710,800.00
600107 - FOREMAN		181,440.00	181,440.00	84,000.00	88,000.00	88,000.00	110,880.00	121,440.00	63,360.00	84,000.00	63,360.00	116,160.00	153,253.06	77,400.58	86,688.58	112,876.00	120,400.80	116,100.80	1,848,799.82
620101 - READY MIX CONCRETE	1,000,494.00	510,516.00	545,724.00	733,500.00	757,950.00	733,500.00	1,000,494.00	1,000,494.00	528,120.00	757,950.00	528,120.00	1,000,494.00	1,000,494.00	492,912.00	519,318.00	366,750.00	378,975.00	366,750.00	12,222,555.00
620103 - SHOTCRETE		5,760.00	5,760.00	8,000.00	8,000.00	8,000.00	10,560.00	10,560.00	2,880.00	4,000.00	2,880.00		89,760.00						156,160.00
620202 - AGGREGATES	64,402.80	35,128.80	35,128.80	48,790.00	48,790.00	48,790.00	64,402.80	64,402.80	35,128.80	14,637.00	10,538.64	19,320.84							489,461.28
620204 - FIBERS AND STEEL FIBERS	5,049.00	432.00	432.00	600.00	600.00	600.00	792.00	792.00	216.00	300.00	216.00								10,029.00
621000 - REBAR REINFORCEMENT STEEL		45,360.00	45,360.00	56,525.00	56,525.00	56,525.00	74,613.00	74,613.00	40,698.00	56,525.00	40,698.00	74,613.00							622,055.00
629904 - ROAD SIGNS AND BOARDS	44,880.00	2,880.00	2,880.00	4,000.00	4,000.00	4,000.00	5,280.00	5,280.00	1,440.00	2,000.00	1,440.00								78,080.00
640302 - RENTAL CARS (INCL. LEASING COST)		6,480.00	6,480.00	9,000.00	9,000.00	9,000.00	11,880.00	11,880.00	3,240.00	4,500.00	3,240.00								74,700.00
640709 - EXCAVATOR LIEBHERR R 944		64,800.00	64,800.00	90,000.00	90,000.00	90,000.00	118,800.00	118,800.00	32,400.00	45,000.00	32,400.00								747,000.00
640721 - TRUCKS		77,760.00	77,760.00	108,000.00	108,000.00	108,000.00	142,560.00	142,560.00	38,880.00	54,000.00	38,880.00								896,400.00
<b>0200 - SOUTH BRIDGE</b>	<b>934,915.08</b>	<b>1,528,397.82</b>	<b>1,555,734.78</b>	<b>2,141,758.75</b>	<b>2,160,742.75</b>	<b>2,141,758.75</b>	<b>2,852,180.44</b>	<b>2,852,180.44</b>	<b>1,023,666.30</b>	<b>1,385,764.75</b>	<b>1,189,109.34</b>	<b>1,267,222.12</b>	<b>2,096,455.10</b>	<b>259,165.12</b>	<b>246,962.02</b>	<b>321,566.00</b>	<b>343,002.80</b>	<b>330,752.80</b>	<b>24,631,335.16</b>
<b>0300 - EARTHWORKS</b>	<b>567,956.40</b>	<b>936,194.40</b>	<b>936,194.40</b>	<b>1,300,270.00</b>	<b>1,300,270.00</b>	<b>1,300,270.00</b>	<b>1,716,356.40</b>	<b>1,716,356.40</b>	<b>610,754.40</b>	<b>570,881.00</b>	<b>411,034.32</b>	<b>156,922.92</b>	<b>156,922.92</b>	<b>85,594.32</b>	<b>85,594.32</b>				<b>11,851,572.20</b>
<b>0400 - ROADWORKS</b>	<b>924,424.51</b>	<b>375,840.00</b>	<b>375,840.00</b>	<b>522,000.00</b>	<b>522,000.00</b>	<b>522,000.00</b>	<b>689,040.00</b>	<b>689,040.00</b>	<b>187,920.00</b>	<b>261,000.00</b>	<b>187,920.00</b>								<b>5,257,024.51</b>
<b>0500 - MSS PARKING AREA</b>				<b>300,000.00</b>	<b>300,000.00</b>	<b>300,000.00</b>	<b>396,000.00</b>	<b>396,000.00</b>	<b>216,000.00</b>	<b>300,000.00</b>	<b>216,000.00</b>	<b>660,000.00</b>	<b>264,000.00</b>	<b>144,000.00</b>	<b>144,000.00</b>				<b>3,636,000.00</b>
<b>1100 - PERSONNEL SALARIES</b>	<b>93,139.20</b>	<b>50,803.20</b>	<b>55,641.60</b>	<b>141,120.00</b>	<b>147,840.00</b>	<b>147,840.00</b>	<b>186,278.40</b>	<b>204,019.20</b>	<b>106,444.80</b>	<b>141,120.00</b>	<b>106,444.80</b>	<b>195,148.80</b>	<b>501,811.20</b>	<b>253,440.00</b>	<b>283,852.80</b>	<b>369,600.00</b>	<b>394,240.00</b>	<b>380,160.00</b>	<b>3,758,944.00</b>
<b>1200 - PERSONNEL EXPENSES</b>	<b>43,223.40</b>	<b>23,576.40</b>	<b>23,576.40</b>	<b>32,745.00</b>	<b>32,745.00</b>	<b>32,745.00</b>	<b>43,223.40</b>	<b>43,223.40</b>	<b>23,576.40</b>	<b>32,745.00</b>									<b>331,379.40</b>
<b>1300 - SERVICES ON SITE</b>	<b>43,531.10</b>	<b>23,744.24</b>	<b>23,744.24</b>	<b>32,978.10</b>	<b>32,978.10</b>	<b>32,978.10</b>	<b>43,531.10</b>	<b>43,531.10</b>	<b>23,744.24</b>	<b>32,978.10</b>									<b>333,738.42</b>
<b>1400 - DESIGN</b>	<b>43,956.00</b>	<b>23,976.00</b>	<b>23,976.00</b>	<b>33,300.00</b>	<b>33,300.00</b>	<b>33,300.00</b>	<b>43,956.00</b>	<b>43,956.00</b>	<b>23,976.00</b>	<b>33,300.00</b>									<b>336,996.00</b>
<b>1500 - WORKSHOP</b>	<b>41,513.47</b>	<b>20,881.15</b>	<b>23,842.73</b>	<b>29,446.40</b>	<b>32,222.50</b>	<b>30,038.40</b>	<b>44,932.01</b>	<b>44,899.01</b>	<b>23,943.82</b>	<b>32,290.00</b>	<b>23,365.80</b>	<b>44,138.16</b>	<b>40,845.68</b>	<b>20,358.72</b>	<b>25,537.68</b>	<b>8,250.00</b>	<b>9,900.00</b>	<b>8,250.00</b>	<b>504,655.53</b>
<b>Total</b>	<b>3,807,484.96</b>	<b>4,587,890.01</b>	<b>4,658,234.95</b>	<b>5,834,583.25</b>	<b>5,899,063.35</b>	<b>5,853,445.25</b>	<b>7,765,045.55</b>	<b>7,813,245.35</b>	<b>3,105,980.76</b>	<b>3,971,540.85</b>	<b>2,975,238.90</b>	<b>3,753,271.84</b>	<b>4,586,882.60</b>	<b>1,475,972.18</b>	<b>1,552,226.84</b>	<b>1,387,732.00</b>	<b>1,469,120.60</b>	<b>1,416,665.60</b>	<b>71,913,624.84</b>



# Category Progress

Rapid Business Information Organizer  
[www.rabio.eu](http://www.rabio.eu)

Categories	Jan-16	Feb-16	Mar-16	Apr-16	May-16	Jun-16	Jul-16	Aug-16	Sep-16	Oct-16	Nov-16	Dec-16	Jan-17	Feb-17	Mar-17	Apr-17	May-17	Jun-17	Total
600103 - DRIVER		396,000.00	396,000.00	383,500.00	385,000.00	385,000.00	506,220.00	510,180.00	150,480.00	207,500.00	150,480.00	43,560.00	114,048.00	57,600.00	64,512.00	84,000.00	89,600.00	86,400.00	4,010,080.00
600104 - SKILLED		432,000.00	432,000.00	410,250.00	411,500.00	411,500.00	541,530.00	544,830.00	158,040.00	218,250.00	158,040.00	36,300.00	92,666.12	46,801.16	52,417.16	68,252.00	72,801.60	70,201.60	4,157,379.64
600105 - SEMISKILLED		828,000.00	828,000.00	805,300.00	808,600.00	808,600.00	1,062,996.00	1,071,708.00	317,232.00	437,300.00	317,232.00	95,832.00	245,919.16	124,201.72	139,105.72	181,128.00	193,202.40	186,302.40	8,450,659.40
600106 - UNSKILLED		216,000.00	216,000.00	223,500.00	225,000.00	225,000.00	295,020.00	298,980.00	92,880.00	127,500.00	92,880.00	43,560.00	114,048.00	57,600.00	64,512.00	84,000.00	89,600.00	86,400.00	2,552,480.00
600107 - FOREMAN		504,000.00	504,000.00	532,000.00	536,000.00	536,000.00	702,240.00	712,800.00	224,640.00	308,000.00	224,640.00	116,160.00	306,506.12	154,801.16	173,377.16	225,752.00	240,801.60	232,201.60	6,233,919.64
610301 - LOCAL STAFF	93,139.20	50,803.20	55,641.60	141,120.00	147,840.00	147,840.00	186,278.40	204,019.20	106,444.80	141,120.00	106,444.80	195,148.80	501,811.20	253,440.00	283,852.80	369,600.00	394,240.00	380,160.00	3,758,944.00
620101 - READY MIX CONCRETE	1,777,319.28	906,901.92	969,446.88	1,303,020.00	1,346,454.00	1,303,020.00	1,777,319.28	1,777,319.28	938,174.40	1,346,454.00	1,143,201.60	2,165,731.92	2,140,673.04	492,912.00	519,318.00	366,750.00	378,975.00	366,750.00	21,019,740.60
620103 - SHOTCRETE		34,560.00	34,560.00	48,000.00	48,000.00	48,000.00	63,360.00	63,360.00	17,280.00	24,000.00	17,280.00		538,560.00						936,960.00
620202 - AGGREGATES	691,152.00	376,992.00	376,992.00	523,600.00	523,600.00	523,600.00	691,152.00	691,152.00	376,992.00	157,080.00	113,097.60	207,345.60	156,922.92	85,594.32	85,594.32				5,580,866.76
620204 - FIBERS AND STEEL FIBERS	10,098.00	864.00	864.00	1,200.00	1,200.00	1,200.00	1,584.00	1,584.00	432.00	600.00									20,058.00
620703 - ELECTRICAL CONSUMABLES POWER	7,326.00	3,996.00	3,996.00	5,550.00	5,550.00	5,550.00	7,326.00	7,326.00	3,996.00	5,550.00									56,166.00
620704 - ELECTRICAL MATERIALS	732.60	399.60	399.60	555.00	555.00	555.00	732.60	732.60	399.60	555.00									5,616.60
620801 - WATER CONSUMPTION	293.04	159.84	159.84	222.00	222.00	222.00	293.04	293.04	159.84	222.00									2,246.64
620802 - DIESEL	23,495.47	12,241.15	14,014.73	17,446.40	18,572.50	18,038.40	26,914.01	26,881.01	15,303.82	18,640.00	14,725.80	26,120.16	22,827.68	11,718.72	15,709.68				282,649.53
620803 - FUEL OIL	11,880.00	5,400.00	6,480.00	7,500.00	9,000.00	7,500.00	11,880.00	11,880.00	5,400.00	9,000.00	5,400.00	11,880.00	11,880.00	5,400.00	6,480.00	7,500.00	9,000.00	7,500.00	150,960.00
620809 - LUBRICANTS	1,188.00	540.00	648.00	750.00	900.00	750.00	1,188.00	1,188.00	540.00	900.00	540.00	1,188.00	1,188.00	540.00	648.00	750.00	900.00	750.00	15,096.00
621000 - REBAR REINFORCEMENT STEEL		84,023.10	84,023.10	110,223.75	110,223.75	110,223.75	145,495.36	145,495.36	79,361.10	110,223.75	79,361.10	145,495.36	70,882.36	38,663.10					1,313,694.94
621301 - ASPHALT PAVEMENT	879,544.51	57,600.00	57,600.00	80,000.00	80,000.00	80,000.00	105,600.00	105,600.00	28,800.00	40,000.00	28,800.00								1,543,544.51
623904 - ROAD SIGNS AND BOARDS	184,008.00	11,808.00	11,808.00	16,400.00	16,400.00	16,400.00	21,648.00	21,648.00	5,904.00	8,200.00	5,904.00								320,128.00
640101 - SMALL TOOLS	4,950.00	2,700.00	2,700.00	3,750.00	3,750.00	3,750.00	4,950.00	4,950.00	2,700.00	3,750.00	2,700.00	4,950.00	4,950.00	2,700.00	2,700.00				5,950.00
640302 - RENTAL CARS (INCL. LEASING COST)	14,652.00	33,912.00	33,912.00	47,100.00	47,100.00	47,100.00	62,172.00	62,172.00	20,952.00	29,100.00	12,960.00								411,132.00
640501 - TRANSPORT AND TRANSPORT RELATED COST	5,274.72	2,877.12	2,877.12	3,996.00	3,996.00	3,996.00	5,274.72	5,274.72	2,877.12	3,996.00									40,439.52
640605 - IT AND OFFICE EQUIPMENT	8,791.20	4,795.20	4,795.20	6,660.00	6,660.00	6,660.00	8,791.20	8,791.20	4,795.20	6,660.00									67,399.20
640709 - EXCAVATOR LIEBHERR R 944		259,200.00	259,200.00	360,000.00	360,000.00	360,000.00	475,200.00	475,200.00	129,600.00	180,000.00	129,600.00								2,988,000.00
640721 - TRUCKS		311,040.00	311,040.00	432,000.00	432,000.00	432,000.00	570,240.00	570,240.00	155,520.00	216,000.00	155,520.00								3,585,600.00
640823 - VARIOUS EQUIPMENT	1,465.20	799.20	799.20	1,110.00	1,110.00	1,110.00	1,465.20	1,465.20	799.20	1,110.00									11,233.20
650101.C000001 - Building Constructors				300,000.00	300,000.00	300,000.00	396,000.00	396,000.00	216,000.00	300,000.00	216,000.00	396,000.00							2,820,000.00
650101.C000002 - EM Constructors												264,000.00	264,000.00	144,000.00	144,000.00				816,000.00
660101 - SUB CO DESIGN	43,956.00	23,976.00	23,976.00	33,300.00	33,300.00	33,300.00	43,956.00	43,956.00	23,976.00	33,300.00									336,996.00
660208 - SECURITY	13,186.80	7,192.80	7,192.80	9,990.00	9,990.00	9,990.00	13,186.80	13,186.80	7,192.80	9,990.00									101,098.80
660401 - TELEPHONE AND POSTAGE	791.21	431.57	431.57	599.40	599.40	599.40	791.21	791.21	431.57	599.40									6,065.94
660403 - OFFICE CONSUMABLES	263.74	143.86	143.86	199.80	199.80	199.80	263.74	263.74	143.86	199.80									2,022.00
660406 - INTERNET	131.87	71.93	71.93	99.90	99.90	99.90	131.87	131.87	71.93	99.90									1,011.00
660501 - TRAVEL EXPNCES	3,956.04	2,157.84	2,157.84	2,997.00	2,997.00	2,997.00	3,956.04	3,956.04	2,157.84	2,997.00									30,329.64
660502 - HOTEL	1,318.68	719.28	719.28	999.00	999.00	999.00	1,318.68	1,318.68	719.28	999.00									10,109.88
660602 - CELEBRATIONS	1,318.68	719.28	719.28	999.00	999.00	999.00	1,318.68	1,318.68	719.28	999.00									10,109.88
660701 - RENTAL LAND	5,274.72	2,877.12	2,877.12	3,996.00	3,996.00	3,996.00	5,274.72	5,274.72	2,877.12	3,996.00									40,439.52
660703 - RENTAL COSTS OF APARTMENT	14,652.00	7,992.00	7,992.00	11,100.00	11,100.00	11,100.00	14,652.00	14,652.00	7,992.00	11,100.00									112,332.00
660704 - RUNNING COSTS OF APARTMENT	7,326.00	3,996.00	3,996.00	5,550.00	5,550.00	5,550.00	7,326.00	7,326.00	3,996.00	5,550.00									56,166.00
<b>Total</b>	<b>3,807,484.96</b>	<b>4,587,890.01</b>	<b>4,658,234.95</b>	<b>5,834,583.25</b>	<b>5,809,063.35</b>	<b>5,853,445.25</b>	<b>7,765,045.55</b>	<b>7,813,245.35</b>	<b>3,105,980.76</b>	<b>3,071,540.85</b>	<b>2,975,238.90</b>	<b>3,753,271.84</b>	<b>4,586,882.60</b>	<b>1,475,972.18</b>	<b>1,552,226.84</b>	<b>1,387,732.00</b>	<b>1,460,120.60</b>	<b>1,416,665.60</b>	<b>71,913,624.84</b>

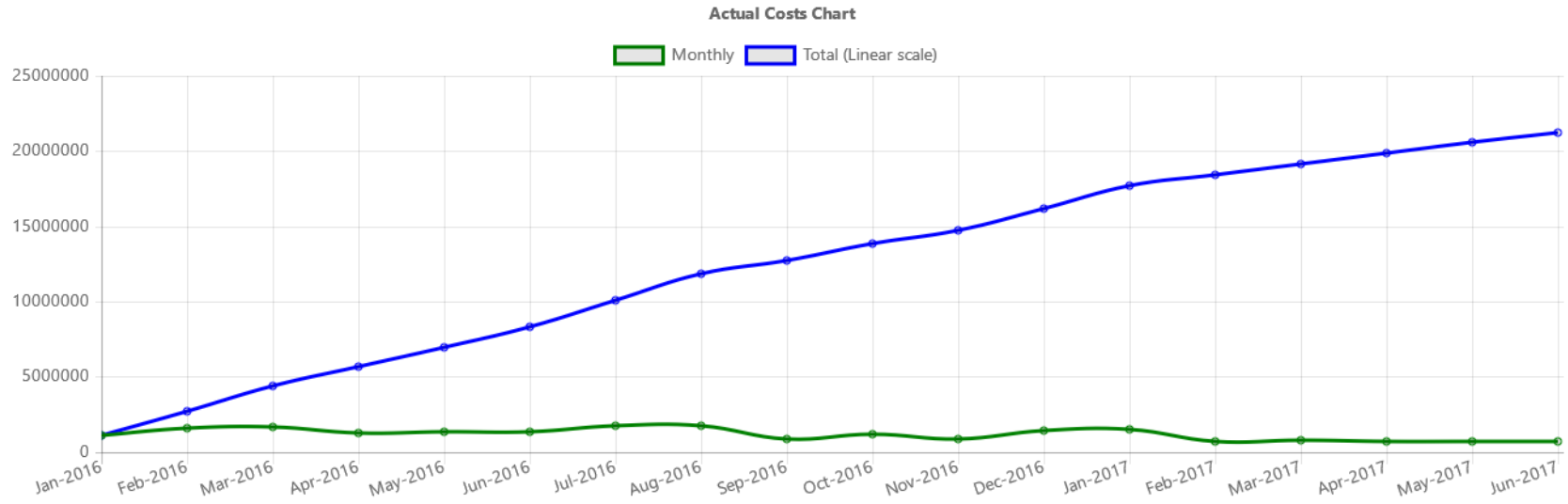




# Center Costs Chart

Rapid Business Information Organizer  
[www.rabio.eu](http://www.rabio.eu)

# NORTH BRIDGE



Date	Daily	Total
01-Jan-16	1,114,826	1,114,826
01-Feb-16	1,604,477	2,719,303
01-Mar-16	1,639,685	4,358,987
01-Apr-16	1,300,965	5,659,952
01-May-16	1,336,965	6,996,917
01-Jun-16	1,312,515	8,309,432
01-Jul-16	1,749,548	10,058,980
01-Aug-16	1,780,040	11,839,020
01-Sep-16	865,955	12,704,975
01-Oct-16	1,181,462	13,886,437
01-Nov-16	841,365	14,727,801
01-Dec-16	1,429,840	16,157,641
01-Jan-17	1,526,848	17,684,489
01-Feb-17	713,414	18,397,903
01-Mar-17	766,280	19,164,183
01-Apr-17	688,316	19,852,499
01-May-17	721,978	20,574,477
01-Jun-17	697,503	21,271,980
<b>Total</b>	<b>21,271,980</b>	



**See more on  
[www.rabio.eu](http://www.rabio.eu)**

Rapid Business Information Organizer  
[www.rabio.eu](http://www.rabio.eu)



# Rabio Reports

Rapid Business Information Organizer  
[www.rabio.eu](http://www.rabio.eu)



# Construction Demo Project Reports

Rapid Business Information Organizer  
[www.rabio.eu](http://www.rabio.eu)





# Calendar Report

Rapid Business Information Organizer  
[www.rabio.eu](http://www.rabio.eu)

Center	Description	Category	Description	Date	U.M.	Qty	Unit Cost	Actual Costs
0100	NORTH BRIDGE	620101	READY MIX CONCRETE	01-01-2016	M3	9,300.0000	107.58	1,000,494.00
0100	NORTH BRIDGE	620202	AGGREGATES	01-01-2016	TN	4,100.0000	15.71	64,402.80
0100	NORTH BRIDGE	620204	FIBERS AND STEEL FIBERS	01-01-2016	TN	15.0000	336.60	5,049.00
0100	NORTH BRIDGE	629904	ROAD SIGNS AND BOARDS	01-01-2016	TN	1.0000	44,880.00	44,880.00
0200	SOUTH BRIDGE	620101	READY MIX CONCRETE	01-01-2016	M3	7,440.0000	104.41	776,825.28
0200	SOUTH BRIDGE	620202	AGGREGATES	01-01-2016	TN	6,600.0000	15.71	103,672.80
0200	SOUTH BRIDGE	620204	FIBERS AND STEEL FIBERS	01-01-2016	TN	7.5000	673.20	5,049.00
0200	SOUTH BRIDGE	629904	ROAD SIGNS AND BOARDS	01-01-2016	TN	1.0000	49,368.00	49,368.00
0300	EARTHWORKS	620202	AGGREGATES	01-01-2016	TN	33,300.0000	15.71	523,076.40
0300	EARTHWORKS	629904	ROAD SIGNS AND BOARDS	01-01-2016	TN	1.0000	44,880.00	44,880.00
0400	ROADWORKS	621301	ASPHALT PAVEMENT	01-01-2016	TN	23,520.0000	37.40	879,544.51
0400	ROADWORKS	629904	ROAD SIGNS AND BOARDS	01-01-2016	TN	1.0000	44,880.00	44,880.00
1100	PERSONNEL SALARIES	610301	LOCAL STAFF	01-01-2016		0.0000	0.00	93,139.20
1200	PERSONNEL EXPENSES	640302	RENTAL CARS (INCL. LEASING COST)	01-01-2016		0.0000	0.00	14,652.00
1200	PERSONNEL EXPENSES	660501	TRAVEL EXPENCES	01-01-2016		0.0000	0.00	3,956.04
1200	PERSONNEL EXPENSES	660502	HOTEL	01-01-2016		0.0000	0.00	1,318.68
1200	PERSONNEL EXPENSES	660602	CELEBRATIONS	01-01-2016		0.0000	0.00	1,318.68
1200	PERSONNEL EXPENSES	660703	RENTAL COSTS OF APPARTMENT	01-01-2016		0.0000	0.00	14,652.00
1200	PERSONNEL EXPENSES	660704	RUNNING COSTS OF APPARTMENT	01-01-2016		0.0000	0.00	7,326.00
1300	SERVICES ON SITE	620703	ELECTRICAL CONSUMABLES POWER	01-01-2016		0.0000	0.00	7,326.00
1300	SERVICES ON SITE	620704	ELECTRICAL MATERIALS	01-01-2016	TN	1.0000	732.60	732.60
1300	SERVICES ON SITE	620801	WATER CONSUMPTION	01-01-2016		0.0000	0.00	293.04
1300	SERVICES ON SITE	640501	TRANSPORT AND TRANSPORT RELATED COST	01-01-2016		0.0000	0.00	5,274.72
1300	SERVICES ON SITE	640605	IT AND OFFICE EQUIPMENT	01-01-2016		0.0000	0.00	8,791.20
1300	SERVICES ON SITE	640823	VARIOUS EQUIPMENT	01-01-2016		0.0000	0.00	1,465.20
1300	SERVICES ON SITE	660208	SECURITY	01-01-2016		0.0000	0.00	13,186.80
1300	SERVICES ON SITE	660401	TELEPHONE AND POSTAGE	01-01-2016		0.0000	0.00	791.21
1300	SERVICES ON SITE	660403	OFFICE CONSUMABLES	01-01-2016		0.0000	0.00	263.74
1300	SERVICES ON SITE	660406	INTERNET	01-01-2016		0.0000	0.00	131.87
1300	SERVICES ON SITE	660701	RENTAL LAND	01-01-2016		0.0000	0.00	5,274.72
1400	DESIGN	660101	SUB CO DESIGN	01-01-2016		0.0000	0.00	43,956.00
1500	WORKSHOP	620802	DIESEL	01-01-2016	LT	19,560.0000	1.20	23,495.47
1500	WORKSHOP	620803	FUEL OIL	01-01-2016	LT	9,000.0000	1.32	11,880.00
1500	WORKSHOP	620809	LUBRICANTS	01-01-2016	KG	900.0000	1.32	1,188.00
1500	WORKSHOP	640101	SMALL TOOLS	01-01-2016		0.0000	0.00	4,950.00
<b>TOTAL January 2016</b>				<b>01-2016</b>				<b>3,807,484.96</b>
<b>TOTAL 2016</b>				<b>2016</b>				<b>3,807,484.96</b>



# Centers Report

Rapid Business Information Organizer  
[www.rabio.eu](http://www.rabio.eu)

Center	Description	A.Budget	B.Actual Costs	C=A-B	%	D.Earned Value	D.Earned Value %	D=A-D	%	F.Forecast	G=F-A	%
0100	NORTH BRIDGE	39,185,520.00	21,271,979.62	17,913,540.38	45.71	25,871,349.00	66.02	13,314,171.00	33.98	43,104,072.00	3,918,552.00	9.09
0200	SOUTH BRIDGE	43,546,800.00	24,631,335.16	18,915,464.84	43.44	30,119,870.00	69.17	13,426,930.00	30.83	50,078,820.00	6,532,020.00	13.04
0300	EARTHWORKS	21,172,800.00	11,851,572.20	9,321,227.80	44.02	13,579,464.00	64.14	7,593,336.00	35.86	27,789,300.00	6,616,500.00	23.81
0400	ROADWORKS	6,890,400.00	5,257,024.51	1,633,375.49	23.71	4,332,600.00	62.88	2,557,800.00	37.12	6,890,400.00	0.00	0.00
0500	MSS PARKING AREA	5,280,000.00	3,636,000.00	1,644,000.00	31.14	3,454,200.00	65.42	1,825,800.00	34.58	5,280,000.00	0.00	0.00
<b>10</b>	<b>TOTAL DIRECT COSTS</b>	<b>116,075,520.00</b>	<b>66,647,911.49</b>	<b>49,427,608.51</b>	<b>42.58</b>	<b>77,357,483.00</b>	<b>66.64</b>	<b>38,718,037.00</b>	<b>33.36</b>	<b>133,142,592.00</b>	<b>17,067,072.00</b>	<b>12.82</b>
1100	PERSONNEL SALARIES	5,280,000.00	3,758,944.00	1,521,056.00	28.81	3,584,000.00	67.88	1,696,000.00	32.12	5,808,000.00	528,000.00	9.09
1200	PERSONNEL EXPENSES	778,800.00	331,379.40	447,420.60	57.45	331,379.40	42.55	447,420.60	57.45	856,680.00	77,880.00	9.09
1300	SERVICES ON SITE	784,344.00	333,738.42	450,605.58	57.45	333,738.42	42.55	450,605.58	57.45	901,995.60	117,651.60	13.04
1400	DESIGN	792,000.00	336,996.00	455,004.00	57.45	336,996.00	42.55	455,004.00	57.45	1,029,600.00	237,600.00	23.08
1500	WORKSHOP	871,200.00	504,655.53	366,544.47	42.07	615,450.00	70.64	255,750.00	29.36	1,001,880.00	130,680.00	13.04
<b>20</b>	<b>TOTAL INDIRECT COSTS</b>	<b>8,506,344.00</b>	<b>5,265,713.35</b>	<b>3,240,630.65</b>	<b>38.10</b>	<b>5,201,563.82</b>	<b>61.15</b>	<b>3,304,780.18</b>	<b>38.85</b>	<b>9,598,155.60</b>	<b>1,091,811.60</b>	<b>11.38</b>
<b>TOTAL</b>		<b>124,581,864.00</b>	<b>71,913,624.84</b>	<b>52,668,239.16</b>	<b>42.28</b>	<b>82,559,046.82</b>	<b>66.27</b>	<b>42,022,817.18</b>	<b>33.73</b>	<b>142,740,747.60</b>	<b>18,158,883.60</b>	<b>12.72</b>



# Categories Report

Rapid Business Information Organizer  
[www.rabio.eu](http://www.rabio.eu)

Category	Description	A.Budget	B.Actual Costs	C=A-B	%	D.Earned Value	D.Earned Value %	D=A-D	%	F.Forecast	G=F-A	%
600103	DRIVER	7,260,000.00	4,010,080.00	3,249,920.00	44.76	4,830,683.00	66.54	2,429,317.00	33.46	8,389,837.50	1,129,837.50	13.47
600104	SKILLED	7,920,000.00	4,157,379.64	3,762,620.36	47.51	5,269,836.00	66.54	2,650,164.00	33.46	9,152,550.00	1,232,550.00	13.47
600105	SEMISKILLED	15,180,000.00	8,450,659.40	6,729,340.60	44.33	10,100,519.00	66.54	5,079,481.00	33.46	17,542,387.50	2,362,387.50	13.47
600106	UNSKILLED	3,960,000.00	2,552,480.00	1,407,520.00	35.54	2,634,918.00	66.54	1,325,082.00	33.46	4,576,275.00	616,275.00	13.47
610301	LOCAL STAFF	5,280,000.00	3,758,944.00	1,521,056.00	28.81	3,584,000.00	67.88	1,696,000.00	32.12	5,808,000.00	528,000.00	9.09
<b>10100</b>	<b>TOTAL LABOUR</b>	<b>39,600,000.00</b>	<b>22,929,543.04</b>	<b>16,670,456.96</b>	<b>42.10</b>	<b>26,419,956.00</b>	<b>66.72</b>	<b>13,180,044.00</b>	<b>33.28</b>	<b>45,469,050.00</b>	<b>5,869,050.00</b>	<b>12.91</b>
620202	AGGREGATES	11,642,400.00	5,580,866.76	6,061,533.24	52.06	7,558,810.00	64.92	4,083,590.00	35.08	14,844,060.00	3,201,660.00	21.57
620704	ELECTRICAL MATERIALS	13,200.00	5,616.60	7,583.40	57.45	5,616.60	42.55	7,583.40	57.45	15,180.00	1,980.00	13.04
621301	ASPHALT PAVEMENT	1,056,000.00	1,543,544.51	-487,544.51	-46.17	664,000.00	62.88	392,000.00	37.12	1,056,000.00	0.00	0.00
629904	ROAD SIGNS AND BOARDS	216,480.00	320,128.00	-103,648.00	-47.88	142,096.00	65.64	74,384.00	34.36	246,972.00	30,492.00	12.35
<b>10201</b>	<b>TOTAL CONSTRUCTION MATERIAL</b>	<b>12,928,080.00</b>	<b>7,450,155.87</b>	<b>5,477,924.13</b>	<b>42.37</b>	<b>8,370,522.60</b>	<b>64.75</b>	<b>4,557,557.40</b>	<b>35.25</b>	<b>16,162,212.00</b>	<b>3,234,132.00</b>	<b>20.01</b>
640101	SMALL TOOLS	79,200.00	55,950.00	23,250.00	29.36	55,950.00	70.64	23,250.00	29.36	91,080.00	11,880.00	13.04
<b>10203</b>	<b>TOTAL SMALL TOOLS</b>	<b>79,200.00</b>	<b>55,950.00</b>	<b>23,250.00</b>	<b>29.36</b>	<b>55,950.00</b>	<b>70.64</b>	<b>23,250.00</b>	<b>29.36</b>	<b>91,080.00</b>	<b>11,880.00</b>	<b>13.04</b>
620204	FIBERS AND STEEL FIBERS	15,840.00	20,058.00	-4,218.00	-26.63	10,707.00	67.59	5,133.00	32.41	17,820.00	1,980.00	11.11
621000	REBAR REINFORCEMENT STEEL	2,032,800.00	1,313,694.94	719,105.06	35.38	1,379,875.00	67.88	652,925.00	32.12	2,296,140.00	263,340.00	11.47
<b>10204</b>	<b>TOTAL STEEL</b>	<b>2,048,640.00</b>	<b>1,333,752.94</b>	<b>714,887.06</b>	<b>34.90</b>	<b>1,390,582.00</b>	<b>67.88</b>	<b>658,058.00</b>	<b>32.12</b>	<b>2,313,960.00</b>	<b>265,320.00</b>	<b>11.47</b>
620101	READY MIX CONCRETE	40,708,800.00	21,019,740.60	19,689,059.40	48.37	27,564,300.00	67.71	13,144,500.00	32.29	45,872,640.00	5,163,840.00	11.26
<b>10205</b>	<b>TOTAL CONCRETE</b>	<b>40,708,800.00</b>	<b>21,019,740.60</b>	<b>19,689,059.40</b>	<b>48.37</b>	<b>27,564,300.00</b>	<b>67.71</b>	<b>13,144,500.00</b>	<b>32.29</b>	<b>45,872,640.00</b>	<b>5,163,840.00</b>	<b>11.26</b>
620103	SHOTCRETE	633,600.00	936,960.00	-303,360.00	-47.88	434,920.00	68.64	198,680.00	31.36	723,360.00	89,760.00	12.41
<b>10206</b>	<b>TOTAL SHOTCRETE</b>	<b>633,600.00</b>	<b>936,960.00</b>	<b>-303,360.00</b>	<b>-47.88</b>	<b>434,920.00</b>	<b>68.64</b>	<b>198,680.00</b>	<b>31.36</b>	<b>723,360.00</b>	<b>89,760.00</b>	<b>12.41</b>
650101.C000001	Building Constructors	3,960,000.00	2,820,000.00	1,140,000.00	28.79	2,590,650.00	65.42	1,369,350.00	34.58	3,960,000.00	0.00	0.00
650101.C000002	EM Constructors	1,320,000.00	816,000.00	504,000.00	38.18	863,550.00	65.42	456,450.00	34.58	1,320,000.00	0.00	0.00
660101	SUB CO DESIGN	792,000.00	336,996.00	455,004.00	57.45	336,996.00	42.55	455,004.00	57.45	1,029,600.00	237,600.00	23.08
<b>10300</b>	<b>TOTAL SUBCONTRACTORS</b>	<b>6,072,000.00</b>	<b>3,972,996.00</b>	<b>2,099,004.00</b>	<b>34.57</b>	<b>3,791,196.00</b>	<b>62.44</b>	<b>2,280,804.00</b>	<b>37.56</b>	<b>6,309,600.00</b>	<b>237,600.00</b>	<b>3.77</b>
600107	FOREMAN	9,240,000.00	6,233,919.64	3,006,080.36	32.53	6,148,142.00	66.54	3,091,858.00	33.46	10,677,975.00	1,437,975.00	13.47
660703	RENTAL COSTS OF APPARTMENT	264,000.00	112,332.00	151,668.00	57.45	112,332.00	42.55	151,668.00	57.45	290,400.00	26,400.00	9.09
660704	RUNNING COSTS OF APPARTMENT	132,000.00	56,166.00	75,834.00	57.45	56,166.00	42.55	75,834.00	57.45	145,200.00	13,200.00	9.09
<b>20410</b>	<b>TOTAL STAFF</b>	<b>9,636,000.00</b>	<b>6,402,417.64</b>	<b>3,233,582.36</b>	<b>33.56</b>	<b>6,316,640.00</b>	<b>65.55</b>	<b>3,319,360.00</b>	<b>34.45</b>	<b>11,113,575.00</b>	<b>1,477,575.00</b>	<b>13.30</b>
620703	ELECTRICAL CONSUMABLES POWER	132,000.00	56,166.00	75,834.00	57.45	56,166.00	42.55	75,834.00	57.45	151,800.00	19,800.00	13.04
620801	WATER CONSUMPTION	5,280.00	2,246.64	3,033.36	57.45	2,246.64	42.55	3,033.36	57.45	6,072.00	792.00	13.04
<b>20601</b>	<b>TOTAL GAS, WATER AND ELECTRICITY</b>	<b>137,280.00</b>	<b>58,412.64</b>	<b>78,867.36</b>	<b>57.45</b>	<b>58,412.64</b>	<b>42.55</b>	<b>78,867.36</b>	<b>57.45</b>	<b>157,872.00</b>	<b>20,592.00</b>	<b>13.04</b>
660401	TELEPHONE AND POSTAGE	14,256.00	6,065.94	8,190.06	57.45	6,065.94	42.55	8,190.06	57.45	16,394.40	2,138.40	13.04
660406	INTERNET	2,376.00	1,011.00	1,365.00	57.45	1,011.00	42.55	1,365.00	57.45	2,732.40	356.40	13.04
660501	TRAVEL EXPENCES	71,280.00	30,329.64	40,950.36	57.45	30,329.64	42.55	40,950.36	57.45	78,408.00	7,128.00	9.09
<b>20604</b>	<b>TOTAL OFFICE TELECOMMUNICATION AND POSTAGE</b>	<b>87,912.00</b>	<b>37,406.58</b>	<b>50,505.42</b>	<b>57.45</b>	<b>37,406.58</b>	<b>42.55</b>	<b>50,505.42</b>	<b>57.45</b>	<b>97,534.80</b>	<b>9,622.80</b>	<b>9.87</b>
640605	IT AND OFFICE EQUIPMENT	158,400.00	67,399.20	91,000.80	57.45	67,399.20	42.55	91,000.80	57.45	182,160.00	23,760.00	13.04
660403	OFFICE CONSUMABLES	4,752.00	2,022.00	2,730.00	57.45	2,022.00	42.55	2,730.00	57.45	5,464.80	712.80	13.04
<b>20605</b>	<b>TOTAL STATIONARY AND PRINTING, COMPUTERS</b>	<b>163,152.00</b>	<b>69,421.20</b>	<b>93,730.80</b>	<b>57.45</b>	<b>69,421.20</b>	<b>42.55</b>	<b>93,730.80</b>	<b>57.45</b>	<b>187,624.80</b>	<b>24,472.80</b>	<b>13.04</b>
660502	HOTEL	23,760.00	10,109.88	13,650.12	57.45	10,109.88	42.55	13,650.12	57.45	26,136.00	2,376.00	9.09
<b>20700</b>	<b>TOTAL TRAVELLING EXPENSES, HOTELS</b>	<b>23,760.00</b>	<b>10,109.88</b>	<b>13,650.12</b>	<b>57.45</b>	<b>10,109.88</b>	<b>42.55</b>	<b>13,650.12</b>	<b>57.45</b>	<b>26,136.00</b>	<b>2,376.00</b>	<b>9.09</b>
640823	VARIOUS EQUIPMENT	26,400.00	11,233.20	15,166.80	57.45	11,233.20	42.55	15,166.80	57.45	30,360.00	3,960.00	13.04
<b>21110</b>	<b>TOTAL EQUIPMENT COST</b>	<b>26,400.00</b>	<b>11,233.20</b>	<b>15,166.80</b>	<b>57.45</b>	<b>11,233.20</b>	<b>42.55</b>	<b>15,166.80</b>	<b>57.45</b>	<b>30,360.00</b>	<b>3,960.00</b>	<b>13.04</b>
640302	RENTAL CARS (INCL. LEASING COST)	739,200.00	411,132.00	328,068.00	44.38	423,831.00	57.34	315,369.00	42.66	832,425.00	93,225.00	11.20
640709	EXCAVATOR LIEBHERR R 944	4,752,000.00	2,988,000.00	1,764,000.00	37.12	3,114,990.00	65.55	1,637,010.00	34.45	5,420,250.00	668,250.00	12.33
640721	TRUCKS	5,702,400.00	3,585,600.00	2,116,800.00	37.12	3,737,988.00	65.55	1,964,412.00	34.45	6,504,300.00	801,900.00	12.33
<b>21112</b>	<b>TOTAL HIRE OF EQUIPMENT</b>	<b>11,193,600.00</b>	<b>6,984,732.00</b>	<b>4,208,868.00</b>	<b>37.60</b>	<b>7,276,809.00</b>	<b>65.01</b>	<b>3,916,791.00</b>	<b>34.99</b>	<b>12,756,975.00</b>	<b>1,563,375.00</b>	<b>12.26</b>
620802	DIESEL	396,000.00	282,649.53	113,350.47	28.62	279,750.00	70.64	116,250.00	29.36	455,400.00	59,400.00	13.04
<b>21113</b>	<b>TOTAL DIESEL</b>	<b>396,000.00</b>	<b>282,649.53</b>	<b>113,350.47</b>	<b>28.62</b>	<b>279,750.00</b>	<b>70.64</b>	<b>116,250.00</b>	<b>29.36</b>	<b>455,400.00</b>	<b>59,400.00</b>	<b>13.04</b>
620803	FUEL OIL	237,600.00	150,960.00	86,640.00	36.46	167,850.00	70.64	69,750.00	29.36	273,240.00	35,640.00	13.04
<b>21114</b>	<b>TOTAL PETROL</b>	<b>237,600.00</b>	<b>150,960.00</b>	<b>86,640.00</b>	<b>36.46</b>	<b>167,850.00</b>	<b>70.64</b>	<b>69,750.00</b>	<b>29.36</b>	<b>273,240.00</b>	<b>35,640.00</b>	<b>13.04</b>
620809	LUBRICANTS	158,400.00	15,096.00	143,304.00	90.47	111,900.00	70.64	46,500.00	29.36	182,160.00	23,760.00	13.04
<b>21116</b>	<b>TOTAL LUBRICANTS</b>	<b>158,400.00</b>	<b>15,096.00</b>	<b>143,304.00</b>	<b>90.47</b>	<b>111,900.00</b>	<b>70.64</b>	<b>46,500.00</b>	<b>29.36</b>	<b>182,160.00</b>	<b>23,760.00</b>	<b>13.04</b>
640501	TRANSPORT AND TRANSPORT RELATED COST	95,040.00	40,439.52	54,600.48	57.45	40,439.52	42.55	54,600.48	57.45	109,296.00	14,256.00	13.04
660208	SECURITY	237,600.00	101,098.80	136,501.20	57.45	101,098.80	42.55	136,501.20	57.45	273,240.00	35,640.00	13.04
660602	CELEBRATIONS	23,760.00	10,109.88	13,650.12	57.45	10,109.88	42.55	13,650.12	57.45	26,136.00	2,376.00	9.09
660701	RENTAL LAND	95,040.00	40,439.52	54,600.48	57.45	40,439.52	42.55	54,600.48	57.45	109,296.00	14,256.00	13.04
<b>21500</b>	<b>TOTAL MISC. EXPENSES</b>	<b>451,440.00</b>	<b>192,087.72</b>	<b>259,352.28</b>	<b>57.45</b>	<b>192,087.72</b>	<b>42.55</b>	<b>259,352.28</b>	<b>57.45</b>	<b>517,968.00</b>	<b>66,528.00</b>	<b>12.84</b>
<b>TOTAL</b>		<b>124,581,864.00</b>	<b>71,913,624.84</b>	<b>52,668,239.16</b>	<b>42.28</b>	<b>82,559,046.82</b>	<b>66.27</b>	<b>42,022,817.18</b>	<b>33.73</b>	<b>142,740,747.60</b>	<b>18,158,883.60</b>	<b>12.72</b>



# Center Report

Rapid Business Information Organizer  
[www.rabio.eu](http://www.rabio.eu)

Category	Description	A.Budget	B.Actual Costs	C=A-B	%	D.Earned Value	D.Earned Value %	D=A-D	%	F.Forecast	G=F-A	%
600103	DRIVER	2,613,600.00	840,400.00	1,773,200.00	67.85	1,725,570.00	66.02	888,030.00	33.98	2,874,960.00	261,360.00	9.09
600104	SKILLED	2,851,200.00	768,609.82	2,082,590.18	73.04	1,882,440.00	66.02	968,760.00	33.98	3,136,320.00	285,120.00	9.09
600105	SEMISKILLED	5,464,800.00	1,806,929.70	3,657,870.30	66.94	3,608,010.00	66.02	1,856,790.00	33.98	6,011,280.00	546,480.00	9.09
600106	UNSKILLED	1,425,600.00	710,800.00	714,800.00	50.14	941,220.00	66.02	484,380.00	33.98	1,568,160.00	142,560.00	9.09
<b>10100</b>	<b>TOTAL LABOUR</b>	<b>12,355,200.00</b>	<b>4,126,739.52</b>	<b>8,228,460.48</b>	<b>66.60</b>	<b>8,157,240.00</b>	<b>66.02</b>	<b>4,197,960.00</b>	<b>33.98</b>	<b>13,590,720.00</b>	<b>1,235,520.00</b>	<b>9.09</b>
620202	AGGREGATES	924,000.00	489,461.28	434,538.72	47.03	610,050.00	66.02	313,950.00	33.98	1,016,400.00	92,400.00	9.09
629904	ROAD SIGNS AND BOARDS	52,800.00	78,080.00	-25,280.00	-47.88	34,860.00	66.02	17,940.00	33.98	58,080.00	5,280.00	9.09
<b>10201</b>	<b>TOTAL CONSTRUCTION MATERIAL</b>	<b>976,800.00</b>	<b>567,541.28</b>	<b>409,258.72</b>	<b>41.90</b>	<b>644,910.00</b>	<b>66.02</b>	<b>331,890.00</b>	<b>33.98</b>	<b>1,074,480.00</b>	<b>97,680.00</b>	<b>9.09</b>
620204	FIBERS AND STEEL FIBERS	7,920.00	10,029.00	-2,109.00	-26.63	5,229.00	66.02	2,691.00	33.98	8,712.00	792.00	9.09
621000	REBAR REINFORCEMENT STEEL	831,600.00	622,055.00	209,545.00	25.20	549,045.00	66.02	282,555.00	33.98	914,760.00	83,160.00	9.09
<b>10204</b>	<b>TOTAL STEEL</b>	<b>839,520.00</b>	<b>632,084.00</b>	<b>207,436.00</b>	<b>24.71</b>	<b>554,274.00</b>	<b>66.02</b>	<b>285,246.00</b>	<b>33.98</b>	<b>923,472.00</b>	<b>83,952.00</b>	<b>9.09</b>
620101	READY MIX CONCRETE	18,849,600.00	12,222,555.00	6,627,045.00	35.16	12,445,020.00	66.02	6,404,580.00	33.98	20,734,560.00	1,884,960.00	9.09
<b>10205</b>	<b>TOTAL CONCRETE</b>	<b>18,849,600.00</b>	<b>12,222,555.00</b>	<b>6,627,045.00</b>	<b>35.16</b>	<b>12,445,020.00</b>	<b>66.02</b>	<b>6,404,580.00</b>	<b>33.98</b>	<b>20,734,560.00</b>	<b>1,884,960.00</b>	<b>9.09</b>
620103	SHOTCRETE	105,600.00	156,160.00	-50,560.00	-47.88	69,720.00	66.02	35,880.00	33.98	116,160.00	10,560.00	9.09
<b>10206</b>	<b>TOTAL SHOTCRETE</b>	<b>105,600.00</b>	<b>156,160.00</b>	<b>-50,560.00</b>	<b>-47.88</b>	<b>69,720.00</b>	<b>66.02</b>	<b>35,880.00</b>	<b>33.98</b>	<b>116,160.00</b>	<b>10,560.00</b>	<b>9.09</b>
600107	FOREMAN	3,326,400.00	1,848,799.82	1,477,600.18	44.42	2,196,180.00	66.02	1,130,220.00	33.98	3,659,040.00	332,640.00	9.09
<b>20410</b>	<b>TOTAL STAFF</b>	<b>3,326,400.00</b>	<b>1,848,799.82</b>	<b>1,477,600.18</b>	<b>44.42</b>	<b>2,196,180.00</b>	<b>66.02</b>	<b>1,130,220.00</b>	<b>33.98</b>	<b>3,659,040.00</b>	<b>332,640.00</b>	<b>9.09</b>
640302	RENTAL CARS (INCL. LEASING COST)	118,800.00	74,700.00	44,100.00	37.12	78,435.00	66.02	40,365.00	33.98	130,680.00	11,880.00	9.09
640709	EXCAVATOR LIEBHERR R 944	1,188,000.00	747,000.00	441,000.00	37.12	784,350.00	66.02	403,650.00	33.98	1,306,800.00	118,800.00	9.09
640721	TRUCKS	1,425,600.00	896,400.00	529,200.00	37.12	941,220.00	66.02	484,380.00	33.98	1,568,160.00	142,560.00	9.09
<b>21112</b>	<b>TOTAL HIRE OF EQUIPMENT</b>	<b>2,732,400.00</b>	<b>1,718,100.00</b>	<b>1,014,300.00</b>	<b>37.12</b>	<b>1,804,005.00</b>	<b>66.02</b>	<b>928,395.00</b>	<b>33.98</b>	<b>3,005,640.00</b>	<b>273,240.00</b>	<b>9.09</b>
<b>TOTAL</b>		<b>39,185,520.00</b>	<b>21,271,979.62</b>	<b>17,913,540.38</b>	<b>45.71</b>	<b>25,871,349.00</b>	<b>66.02</b>	<b>13,314,171.00</b>	<b>33.98</b>	<b>43,104,072.00</b>	<b>3,918,552.00</b>	<b>9.09</b>





# Category Report

Rapid Business Information Organizer  
[www.rabio.eu](http://www.rabio.eu)

Center	Description	A.Budget	B.Actual Costs	C=A-B	%	D.Earned Value	D.Earned Value %	D=A-D	%	F.Forecast	G=F-A	%
0100	NORTH BRIDGE	18,849,600.00	12,222,555.00	6,627,045.00	35.16	12,445,020.00	66.02	6,404,580.00	33.98	20,734,560.00	1,884,960.00	9.09
0200	SOUTH BRIDGE	21,859,200.00	8,797,185.60	13,062,014.40	59.76	15,119,280.00	69.17	6,739,920.00	30.83	25,138,080.00	3,278,880.00	13.04
0500	MSS PARKING AREA	0.00	0.00	0.00	0.00	0.00	0.00	0.00	0.00	0.00	0.00	0.00
<b>10</b>	<b>TOTAL DIRECT COSTS</b>	<b>40,708,800.00</b>	<b>21,019,740.60</b>	<b>19,689,059.40</b>	<b>48.37</b>	<b>27,564,300.00</b>	<b>67.71</b>	<b>13,144,500.00</b>	<b>32.29</b>	<b>45,872,640.00</b>	<b>5,163,840.00</b>	<b>11.26</b>
<b>TOTAL</b>		<b>40,708,800.00</b>	<b>21,019,740.60</b>	<b>19,689,059.40</b>	<b>48.37</b>	<b>27,564,300.00</b>	<b>67.71</b>	<b>13,144,500.00</b>	<b>32.29</b>	<b>45,872,640.00</b>	<b>5,163,840.00</b>	<b>11.26</b>



# Dashboard

Rapid Business Information Organizer  
[www.rabio.eu](http://www.rabio.eu)

# Construction Simple

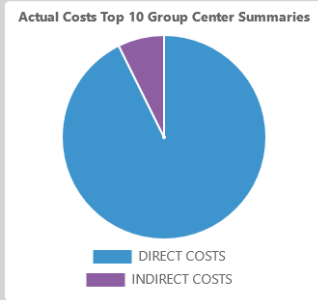
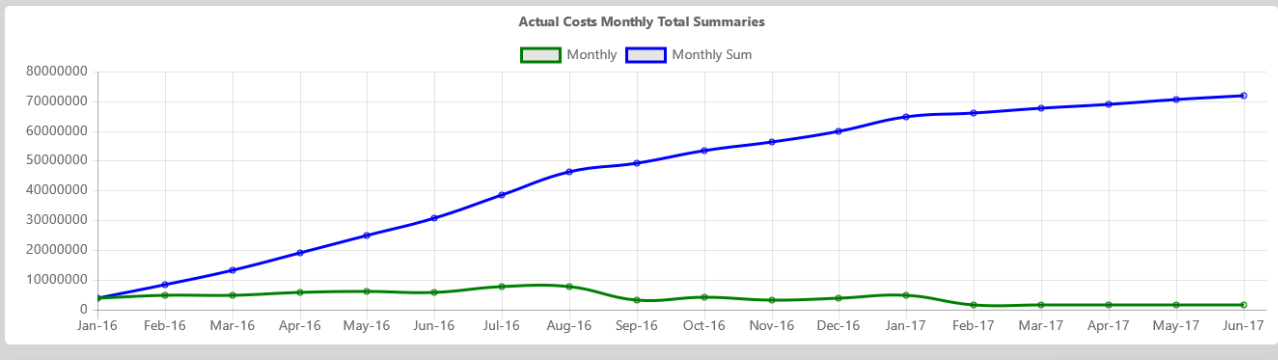
## Dashboard

**Daily Activity:** 0 Records

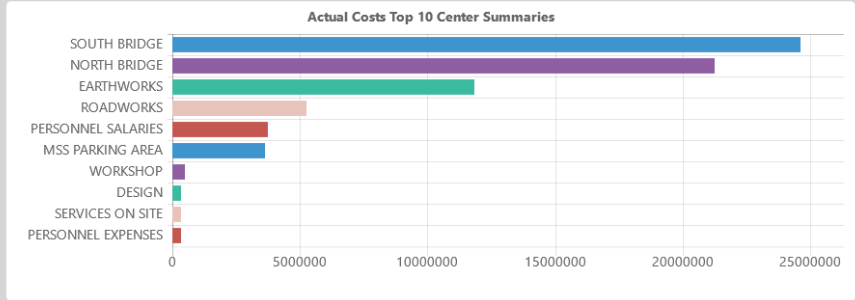
**Monthly Activity:** 0 Records

**Weekly Actual Costs:** 0

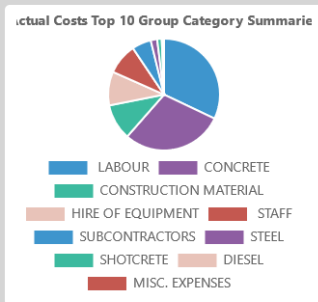
**Monthly Actual Costs:** 0



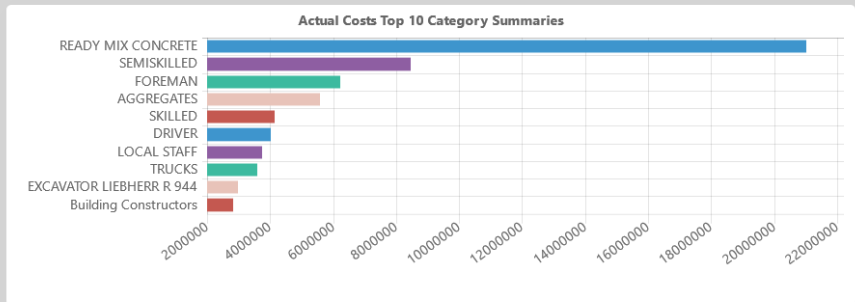
10 - DIRECT COSTS	66,647,911.49
20 - INDIRECT COSTS	5,265,713.35



1200 - SOUTH BRIDGE	24,631,335.16
1200 - NORTH BRIDGE	21,271,979.62
1200 - EARTHWORKS	11,851,572.20
1200 - ROADWORKS	5,257,024.51
1200 - PERSONNEL SALARIES	3,758,944.00
1200 - MSS PARKING AREA	3,636,000.00
1200 - WORKSHOP	504,655.53
1200 - DESIGN	336,996.00
1200 - SERVICES ON SITE	333,738.42
1200 - PERSONNEL EXPENSES	331,379.40



10100 - LABOUR	22,929,543.04
10205 - CONCRETE	21,019,740.60
10201 - CONSTRUCTION MATERIAL	7,450,155.87
21112 - HIRE OF EQUIPMENT	6,984,732.00
20410 - STAFF	6,402,417.64
10300 - SUBCONTRACTORS	3,972,996.00
10204 - STEEL	1,333,752.94
10206 - SHOTCRETE	936,960.00
21113 - DIESEL	282,649.53
21500 - MISC. EXPENSES	192,087.72



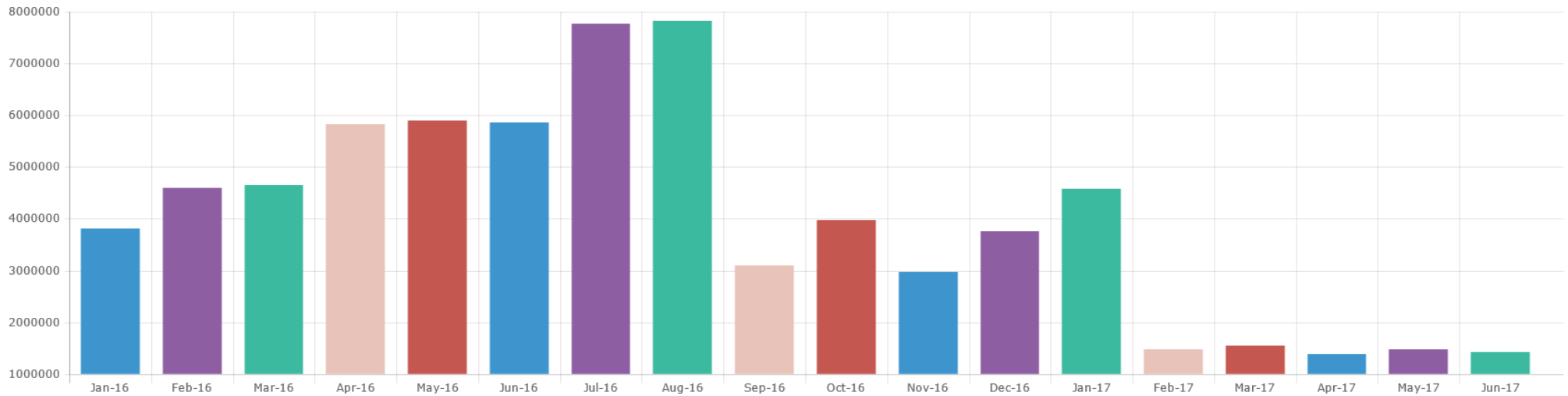
650101.C000001 - READY MIX CONCRETE	21,019,740.60
650101.C000001 - SEMISKILLED	8,450,659.40
650101.C000001 - FOREMAN	6,233,919.64
650101.C000001 - AGGREGATES	5,580,866.76
650101.C000001 - SKILLED	4,157,379.64
650101.C000001 - DRIVER	4,010,080.00
650101.C000001 - LOCAL STAFF	3,758,944.00
650101.C000001 - TRUCKS	3,585,600.00
650101.C000001 - EXCAVATOR LIEBHERR R 944	2,988,000.00
650101.C000001 - Building Constructors	2,820,000.00



# Center Progress

Rapid Business Information Organizer  
[www.rabio.eu](http://www.rabio.eu)

Centers	Jan-16	Feb-16	Mar-16	Apr-16	May-16	Jun-16	Jul-16	Aug-16	Sep-16	Oct-16	Nov-16	Dec-16	Jan-17	Feb-17	Mar-17	Apr-17	May-17	Jun-17	Total
<a href="#">0100 - NORTH BRIDGE</a>	1,114,825.80	1,604,476.80	1,639,684.80	1,300,965.00	1,336,965.00	1,312,515.00	1,749,547.80	1,780,039.80	865,954.80	1,181,462.00	841,364.64	1,429,839.84	1,526,847.70	713,414.02	766,280.02	688,316.00	721,977.80	697,502.80	21,271,979.62
<a href="#">0200 - SOUTH BRIDGE</a>	934,915.08	1,528,397.82	1,555,734.78	2,141,758.75	2,160,742.75	2,141,758.75	2,852,180.44	2,852,180.44	1,023,666.30	1,385,764.75	1,189,109.34	1,267,222.12	2,096,455.10	259,165.12	246,962.02	321,566.00	343,002.80	330,752.80	24,631,335.16
<a href="#">0300 - EARTHWORKS</a>	567,956.40	936,194.40	936,194.40	1,300,270.00	1,300,270.00	1,300,270.00	1,716,356.40	1,716,356.40	610,754.40	570,881.00	411,034.32	156,922.92	156,922.92	85,594.32	85,594.32				11,851,572.20
<a href="#">0400 - ROADWORKS</a>	924,424.51	375,840.00	375,840.00	522,000.00	522,000.00	522,000.00	689,040.00	689,040.00	187,920.00	261,000.00	187,920.00								5,257,024.51
<a href="#">0500 - MSS PARKING AREA</a>				300,000.00	300,000.00	300,000.00	396,000.00	396,000.00	216,000.00	300,000.00	216,000.00	660,000.00	264,000.00	144,000.00	144,000.00				3,636,000.00
<a href="#">1100 - PERSONNEL SALARIES</a>	93,139.20	50,803.20	55,641.60	141,120.00	147,840.00	147,840.00	186,278.40	204,019.20	106,444.80	141,120.00	106,444.80	195,148.80	501,811.20	253,440.00	283,852.80	369,600.00	394,240.00	380,160.00	3,758,944.00
<a href="#">1200 - PERSONNEL EXPENSES</a>	43,223.40	23,576.40	23,576.40	32,745.00	32,745.00	32,745.00	43,223.40	43,223.40	23,576.40	32,745.00									331,379.40
<a href="#">1300 - SERVICES ON SITE</a>	43,531.10	23,744.24	23,744.24	32,978.10	32,978.10	32,978.10	43,531.10	43,531.10	23,744.24	32,978.10									333,738.42
<a href="#">1400 - DESIGN</a>	43,956.00	23,976.00	23,976.00	33,300.00	33,300.00	33,300.00	43,956.00	43,956.00	23,976.00	33,300.00									336,996.00
<a href="#">1500 - WORKSHOP</a>	41,513.47	20,881.15	23,842.73	29,446.40	32,222.50	30,038.40	44,932.01	44,899.01	23,943.82	32,290.00	23,365.80	44,138.16	40,845.68	20,358.72	25,537.68	8,250.00	9,900.00	8,250.00	504,655.53
<b>Total</b>	<b>3,807,484.96</b>	<b>4,587,890.01</b>	<b>4,658,234.95</b>	<b>5,834,583.25</b>	<b>5,899,063.35</b>	<b>5,853,445.25</b>	<b>7,765,045.55</b>	<b>7,813,245.35</b>	<b>3,105,980.76</b>	<b>3,971,540.85</b>	<b>2,975,238.90</b>	<b>3,753,271.84</b>	<b>4,586,882.60</b>	<b>1,475,972.18</b>	<b>1,552,226.84</b>	<b>1,387,732.00</b>	<b>1,469,120.60</b>	<b>1,416,665.60</b>	<b>71,913,624.84</b>



Centers	Jan-16	Feb-16	Mar-16	Apr-16	May-16	Jun-16	Jul-16	Aug-16	Sep-16	Oct-16	Nov-16	Dec-16	Jan-17	Feb-17	Mar-17	Apr-17	May-17	Jun-17	Total
<b>0100 - NORTH BRIDGE</b>	<b>1,114,825.80</b>	<b>1,604,476.80</b>	<b>1,639,684.80</b>	<b>1,300,965.00</b>	<b>1,336,965.00</b>	<b>1,312,515.00</b>	<b>1,749,547.80</b>	<b>1,780,039.80</b>	<b>865,954.80</b>	<b>1,181,462.00</b>	<b>841,364.64</b>	<b>1,429,839.84</b>	<b>1,526,847.70</b>	<b>713,414.02</b>	<b>766,280.02</b>	<b>688,316.00</b>	<b>721,977.80</b>	<b>697,502.80</b>	<b>21,271,979.62</b>
600103 - DRIVER		142,560.00	142,560.00	31,500.00	33,000.00	33,000.00	41,580.00	45,540.00	23,760.00	31,500.00	23,760.00	43,560.00	57,024.00	28,800.00	32,256.00	42,000.00	44,800.00	43,200.00	840,400.00
600104 - SKILLED		155,520.00	155,520.00	26,250.00	27,500.00	27,500.00	34,650.00	37,950.00	19,800.00	26,250.00	19,800.00	36,300.00	46,333.06	23,400.58	26,208.58	34,126.00	36,400.80	35,100.80	768,609.82
600105 - SEMISKILLED		298,080.00	298,080.00	69,300.00	72,600.00	72,600.00	91,476.00	100,188.00	52,272.00	69,300.00	52,272.00	95,832.00	122,959.58	62,100.86	69,552.86	90,564.00	96,601.20	93,151.20	1,806,929.70
600106 - UNSKILLED		77,760.00	77,760.00	31,500.00	33,000.00	33,000.00	41,580.00	45,540.00	23,760.00	31,500.00	23,760.00	43,560.00	57,024.00	28,800.00	32,256.00	42,000.00	44,800.00	43,200.00	710,800.00
600107 - FOREMAN		181,440.00	181,440.00	84,000.00	88,000.00	88,000.00	110,880.00	121,440.00	63,360.00	84,000.00	63,360.00	116,160.00	153,253.06	77,400.58	86,688.58	112,876.00	120,400.80	116,100.80	1,848,799.82
620101 - READY MIX CONCRETE	1,000,494.00	510,516.00	545,724.00	733,500.00	757,950.00	733,500.00	1,000,494.00	1,000,494.00	528,120.00	757,950.00	528,120.00	1,000,494.00	1,000,494.00	492,912.00	519,318.00	366,750.00	378,975.00	366,750.00	12,222,555.00
620103 - SHOTCRETE		5,760.00	5,760.00	8,000.00	8,000.00	8,000.00	10,560.00	10,560.00	2,880.00	4,000.00	2,880.00		89,760.00						156,160.00
620202 - AGGREGATES	64,402.80	35,128.80	35,128.80	48,790.00	48,790.00	48,790.00	64,402.80	64,402.80	35,128.80	14,637.00	10,538.64	19,320.84							489,461.28
620204 - FIBERS AND STEEL FIBERS	5,049.00	432.00	432.00	600.00	600.00	600.00	792.00	792.00	216.00	300.00	216.00								10,029.00
621000 - REBAR REINFORCEMENT STEEL		45,360.00	45,360.00	56,525.00	56,525.00	56,525.00	74,613.00	74,613.00	40,698.00	56,525.00	40,698.00	74,613.00							622,055.00
629904 - ROAD SIGNS AND BOARDS	44,880.00	2,880.00	2,880.00	4,000.00	4,000.00	4,000.00	5,280.00	5,280.00	1,440.00	2,000.00	1,440.00								78,080.00
640302 - RENTAL CARS (INCL. LEASING COST)		6,480.00	6,480.00	9,000.00	9,000.00	9,000.00	11,880.00	11,880.00	3,240.00	4,500.00	3,240.00								74,700.00
640709 - EXCAVATOR LIEBHERR R 944		64,800.00	64,800.00	90,000.00	90,000.00	90,000.00	118,800.00	118,800.00	32,400.00	45,000.00	32,400.00								747,000.00
640721 - TRUCKS		77,760.00	77,760.00	108,000.00	108,000.00	108,000.00	142,560.00	142,560.00	38,880.00	54,000.00	38,880.00								896,400.00
<b>0200 - SOUTH BRIDGE</b>	<b>934,915.08</b>	<b>1,528,397.82</b>	<b>1,555,734.78</b>	<b>2,141,758.75</b>	<b>2,160,742.75</b>	<b>2,141,758.75</b>	<b>2,852,180.44</b>	<b>2,852,180.44</b>	<b>1,023,666.30</b>	<b>1,385,764.75</b>	<b>1,189,109.34</b>	<b>1,267,222.12</b>	<b>2,096,455.10</b>	<b>259,165.12</b>	<b>246,962.02</b>	<b>321,566.00</b>	<b>343,002.80</b>	<b>330,752.80</b>	<b>24,631,335.16</b>
<b>0300 - EARTHWORKS</b>	<b>567,956.40</b>	<b>936,194.40</b>	<b>936,194.40</b>	<b>1,300,270.00</b>	<b>1,300,270.00</b>	<b>1,300,270.00</b>	<b>1,716,356.40</b>	<b>1,716,356.40</b>	<b>610,754.40</b>	<b>570,881.00</b>	<b>411,034.32</b>	<b>156,922.92</b>	<b>156,922.92</b>	<b>85,594.32</b>	<b>85,594.32</b>				<b>11,851,572.20</b>
<b>0400 - ROADWORKS</b>	<b>924,424.51</b>	<b>375,840.00</b>	<b>375,840.00</b>	<b>522,000.00</b>	<b>522,000.00</b>	<b>522,000.00</b>	<b>689,040.00</b>	<b>689,040.00</b>	<b>187,920.00</b>	<b>261,000.00</b>	<b>187,920.00</b>								<b>5,257,024.51</b>
<b>0500 - MSS PARKING AREA</b>				<b>300,000.00</b>	<b>300,000.00</b>	<b>300,000.00</b>	<b>396,000.00</b>	<b>396,000.00</b>	<b>216,000.00</b>	<b>300,000.00</b>	<b>216,000.00</b>	<b>660,000.00</b>	<b>264,000.00</b>	<b>144,000.00</b>	<b>144,000.00</b>				<b>3,636,000.00</b>
<b>1100 - PERSONNEL SALARIES</b>	<b>93,139.20</b>	<b>50,803.20</b>	<b>55,641.60</b>	<b>141,120.00</b>	<b>147,840.00</b>	<b>147,840.00</b>	<b>186,278.40</b>	<b>204,019.20</b>	<b>106,444.80</b>	<b>141,120.00</b>	<b>106,444.80</b>	<b>195,148.80</b>	<b>501,811.20</b>	<b>253,440.00</b>	<b>283,852.80</b>	<b>369,600.00</b>	<b>394,240.00</b>	<b>380,160.00</b>	<b>3,758,944.00</b>
<b>1200 - PERSONNEL EXPENSES</b>	<b>43,223.40</b>	<b>23,576.40</b>	<b>23,576.40</b>	<b>32,745.00</b>	<b>32,745.00</b>	<b>32,745.00</b>	<b>43,223.40</b>	<b>43,223.40</b>	<b>23,576.40</b>	<b>32,745.00</b>									<b>331,379.40</b>
<b>1300 - SERVICES ON SITE</b>	<b>43,531.10</b>	<b>23,744.24</b>	<b>23,744.24</b>	<b>32,978.10</b>	<b>32,978.10</b>	<b>32,978.10</b>	<b>43,531.10</b>	<b>43,531.10</b>	<b>23,744.24</b>	<b>32,978.10</b>									<b>333,738.42</b>
<b>1400 - DESIGN</b>	<b>43,956.00</b>	<b>23,976.00</b>	<b>23,976.00</b>	<b>33,300.00</b>	<b>33,300.00</b>	<b>33,300.00</b>	<b>43,956.00</b>	<b>43,956.00</b>	<b>23,976.00</b>	<b>33,300.00</b>									<b>336,996.00</b>
<b>1500 - WORKSHOP</b>	<b>41,513.47</b>	<b>20,881.15</b>	<b>23,842.73</b>	<b>29,446.40</b>	<b>32,222.50</b>	<b>30,038.40</b>	<b>44,932.01</b>	<b>44,899.01</b>	<b>23,943.82</b>	<b>32,290.00</b>	<b>23,365.80</b>	<b>44,138.16</b>	<b>40,845.68</b>	<b>20,358.72</b>	<b>25,537.68</b>	<b>8,250.00</b>	<b>9,900.00</b>	<b>8,250.00</b>	<b>504,655.53</b>
<b>Total</b>	<b>3,807,484.96</b>	<b>4,587,890.01</b>	<b>4,658,234.95</b>	<b>5,834,583.25</b>	<b>5,899,063.35</b>	<b>5,853,445.25</b>	<b>7,765,045.55</b>	<b>7,813,245.35</b>	<b>3,105,980.76</b>	<b>3,971,540.85</b>	<b>2,975,238.90</b>	<b>3,753,271.84</b>	<b>4,586,882.60</b>	<b>1,475,972.18</b>	<b>1,552,226.84</b>	<b>1,387,732.00</b>	<b>1,469,120.60</b>	<b>1,416,665.60</b>	<b>71,913,624.84</b>

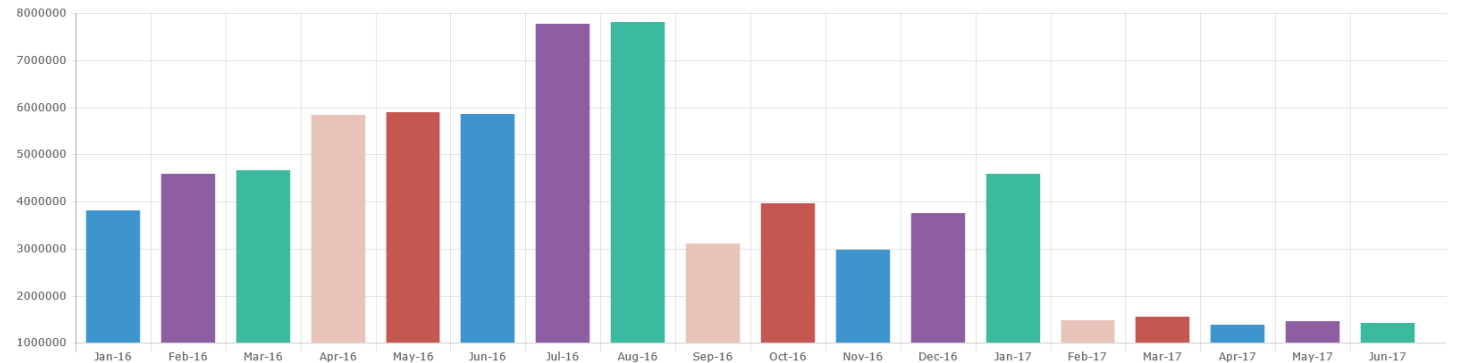


# Category Progress

Rapid Business Information Organizer  
[www.rabio.eu](http://www.rabio.eu)



Categories	Jan-16	Feb-16	Mar-16	Apr-16	May-16	Jun-16	Jul-16	Aug-16	Sep-16	Oct-16	Nov-16	Dec-16	Jan-17	Feb-17	Mar-17	Apr-17	May-17	Jun-17	Total
600103 - DRIVER		396,000.00	396,000.00	383,500.00	385,000.00	385,000.00	506,220.00	510,180.00	150,480.00	207,500.00	150,480.00	43,560.00	114,048.00	57,600.00	64,512.00	84,000.00	89,600.00	86,400.00	4,010,080.00
600104 - SKILLED		432,000.00	432,000.00	410,250.00	411,500.00	411,500.00	541,530.00	544,830.00	158,040.00	218,250.00	158,040.00	36,300.00	92,666.12	46,801.16	52,417.16	68,252.00	72,801.60	70,201.60	4,157,379.64
600105 - SEMISKILLED		828,000.00	828,000.00	805,300.00	808,600.00	808,600.00	1,062,996.00	1,071,708.00	317,232.00	437,300.00	317,232.00	95,832.00	245,919.16	124,201.72	139,105.72	181,128.00	193,202.40	186,302.40	8,450,659.40
600106 - UNSKILLED		216,000.00	216,000.00	223,500.00	225,000.00	225,000.00	295,020.00	298,980.00	92,880.00	127,500.00	92,880.00	43,560.00	114,048.00	57,600.00	64,512.00	84,000.00	89,600.00	86,400.00	2,552,480.00
600107 - FOREMAN		504,000.00	504,000.00	532,000.00	536,000.00	536,000.00	702,240.00	712,800.00	224,640.00	308,000.00	224,640.00	116,160.00	306,506.12	154,801.16	173,377.16	225,752.00	240,801.60	232,201.60	6,233,919.64
610301 - LOCAL STAFF	93,139.20	50,803.20	55,641.60	141,120.00	147,840.00	147,840.00	186,278.40	204,019.20	106,444.80	141,120.00	106,444.80	195,148.80	501,811.20	253,440.00	283,852.80	369,600.00	394,240.00	380,160.00	3,758,944.00
620101 - READY MIX CONCRETE	1,777,319.28	906,901.92	969,446.88	1,303,020.00	1,346,454.00	1,303,020.00	1,777,319.28	1,777,319.28	938,174.40	1,346,454.00	1,143,201.60	2,165,731.92	2,140,673.04	492,912.00	519,318.00	366,750.00	378,975.00	366,750.00	21,019,740.60
620103 - SHOTCRETE		34,560.00	34,560.00	48,000.00	48,000.00	48,000.00	63,360.00	63,360.00	17,280.00	24,000.00	17,280.00		538,560.00						936,960.00
620202 - AGGREGATES	691,152.00	376,992.00	376,992.00	523,600.00	523,600.00	523,600.00	691,152.00	691,152.00	376,992.00	157,080.00	113,097.60	207,345.60	156,922.92	85,594.32	85,594.32				5,580,866.76
620204 - FIBERS AND STEEL FIBERS	10,098.00	864.00	864.00	1,200.00	1,200.00	1,200.00	1,584.00	1,584.00	432.00	600.00									20,058.00
620703 - ELECTRICAL CONSUMABLES POWER	7,326.00	3,996.00	3,996.00	5,550.00	5,550.00	5,550.00	7,326.00	7,326.00	3,996.00	5,550.00									56,166.00
620704 - ELECTRICAL MATERIALS	732.60	399.60	399.60	555.00	555.00	555.00	732.60	732.60	399.60	555.00									5,616.60
620801 - WATER CONSUMPTION	293.04	159.84	159.84	222.00	222.00	222.00	293.04	293.04	159.84	222.00									2,246.64
620802 - DIESEL	23,495.47	12,241.15	14,014.73	17,446.40	18,572.50	18,038.40	26,914.01	26,881.01	15,303.82	18,640.00	14,725.80	26,120.16	22,827.68	11,718.72	15,709.68				282,649.53
620803 - FUEL OIL	11,880.00	5,400.00	6,480.00	7,500.00	9,000.00	7,500.00	11,880.00	11,880.00	5,400.00	9,000.00	5,400.00	11,880.00	11,880.00	5,400.00	6,480.00	7,500.00	9,000.00	7,500.00	150,960.00
620809 - LUBRICANTS	1,188.00	540.00	648.00	750.00	900.00	750.00	1,188.00	1,188.00	540.00	900.00	540.00	1,188.00	1,188.00	540.00	648.00	750.00	900.00	750.00	15,096.00
621000 - REBAR REINFORCEMENT STEEL		84,023.10	84,023.10	110,223.75	110,223.75	110,223.75	145,495.36	145,495.36	79,361.10	110,223.75	79,361.10	145,495.36	70,882.36	38,663.10					1,313,694.94
621301 - ASPHALT PAVEMENT	879,544.51	57,600.00	57,600.00	80,000.00	80,000.00	80,000.00	105,600.00	105,600.00	28,800.00	40,000.00	28,800.00								1,543,544.51
623904 - ROAD SIGNS AND BOARDS	184,008.00	11,808.00	11,808.00	16,400.00	16,400.00	16,400.00	21,648.00	21,648.00	5,904.00	8,200.00	5,904.00								320,128.00
640101 - SMALL TOOLS	4,950.00	2,700.00	2,700.00	3,750.00	3,750.00	3,750.00	4,950.00	4,950.00	2,700.00	3,750.00	2,700.00	4,950.00	4,950.00	2,700.00	2,700.00				59,500.00
640302 - RENTAL CARS (INCL. LEASING COST)	14,652.00	33,912.00	33,912.00	47,100.00	47,100.00	47,100.00	62,172.00	62,172.00	20,952.00	29,100.00	12,960.00								411,132.00
640501 - TRANSPORT AND TRANSPORT RELATED COST	5,274.72	2,877.12	2,877.12	3,996.00	3,996.00	3,996.00	5,274.72	5,274.72	2,877.12	3,996.00									40,439.52
640605 - IT AND OFFICE EQUIPMENT	8,791.20	4,795.20	4,795.20	6,660.00	6,660.00	6,660.00	8,791.20	8,791.20	4,795.20	6,660.00									67,399.20
640709 - EXCAVATOR LIEBHERR R 944		259,200.00	259,200.00	360,000.00	360,000.00	360,000.00	475,200.00	475,200.00	129,600.00	180,000.00	129,600.00								2,988,000.00
640721 - TRUCKS		311,040.00	311,040.00	432,000.00	432,000.00	432,000.00	570,240.00	570,240.00	155,520.00	216,000.00	155,520.00								3,585,600.00
640823 - VARIOUS EQUIPMENT	1,465.20	799.20	799.20	1,110.00	1,110.00	1,110.00	1,465.20	1,465.20	799.20	1,110.00									11,233.20
650101.C000001 - Building Constructors				300,000.00	300,000.00	300,000.00	396,000.00	396,000.00	216,000.00	300,000.00	216,000.00	396,000.00							2,820,000.00
650101.C000002 - EM Constructors												264,000.00	264,000.00	144,000.00	144,000.00				816,000.00
660101 - SUB CO DESIGN	43,956.00	23,976.00	23,976.00	33,300.00	33,300.00	33,300.00	43,956.00	43,956.00	23,976.00	33,300.00									336,996.00
660208 - SECURITY	13,186.80	7,192.80	7,192.80	9,990.00	9,990.00	9,990.00	13,186.80	13,186.80	7,192.80	9,990.00									101,098.80
660401 - TELEPHONE AND POSTAGE	791.21	431.57	431.57	599.40	599.40	599.40	791.21	791.21	431.57	599.40									6,065.94
660403 - OFFICE CONSUMABLES	263.74	143.86	143.86	199.80	199.80	199.80	263.74	263.74	143.86	199.80									2,022.00
660406 - INTERNET	131.87	71.93	71.93	99.90	99.90	99.90	131.87	131.87	71.93	99.90									1,011.00
660501 - TRAVEL EXPNCES	3,956.04	2,157.84	2,157.84	2,997.00	2,997.00	2,997.00	3,956.04	3,956.04	2,157.84	2,997.00									30,329.64
660502 - HOTEL	1,318.68	719.28	719.28	999.00	999.00	999.00	1,318.68	1,318.68	719.28	999.00									10,109.88
660602 - CELEBRATIONS	1,318.68	719.28	719.28	999.00	999.00	999.00	1,318.68	1,318.68	719.28	999.00									10,109.88
660701 - RENTAL LAND	5,274.72	2,877.12	2,877.12	3,996.00	3,996.00	3,996.00	5,274.72	5,274.72	2,877.12	3,996.00									40,439.52
660703 - RENTAL COSTS OF APPARTMENT	14,652.00	7,992.00	7,992.00	11,100.00	11,100.00	11,100.00	14,652.00	14,652.00	7,992.00	11,100.00									112,332.00
660704 - RUNNING COSTS OF APPARTMENT	7,326.00	3,996.00	3,996.00	5,550.00	5,550.00	5,550.00	7,326.00	7,326.00	3,996.00	5,550.00									56,166.00
<b>Total</b>	<b>3,807,484.96</b>	<b>4,587,890.01</b>	<b>4,658,234.95</b>	<b>5,834,583.25</b>	<b>5,809,063.35</b>	<b>5,853,445.25</b>	<b>7,765,045.55</b>	<b>7,813,245.35</b>	<b>3,105,980.76</b>	<b>3,971,540.85</b>	<b>2,975,238.00</b>	<b>3,753,271.84</b>	<b>4,586,882.60</b>	<b>1,475,972.18</b>	<b>1,552,226.84</b>	<b>1,387,732.00</b>	<b>1,460,120.60</b>	<b>1,416,665.60</b>	<b>71,913,624.84</b>

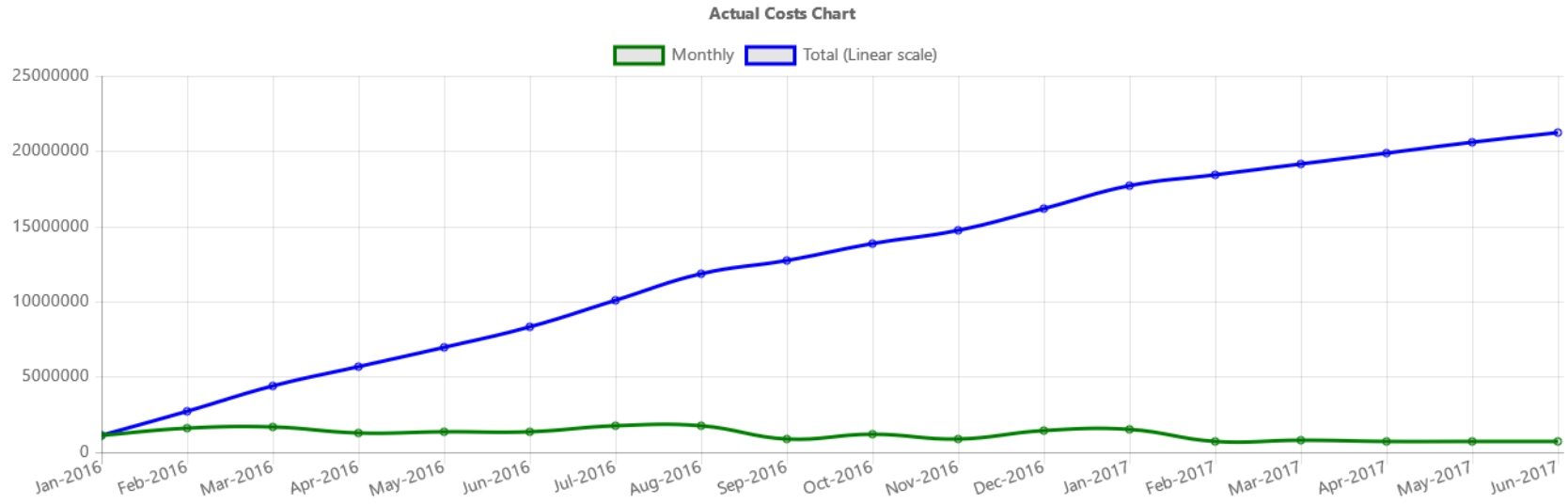




# Center Costs Chart

Rapid Business Information Organizer  
[www.rabio.eu](http://www.rabio.eu)

# NORTH BRIDGE



Date	Daily	Total
01-Jan-16	1,114,826	1,114,826
01-Feb-16	1,604,477	2,719,303
01-Mar-16	1,639,685	4,358,987
01-Apr-16	1,300,965	5,659,952
01-May-16	1,336,965	6,996,917
01-Jun-16	1,312,515	8,309,432
01-Jul-16	1,749,548	10,058,980
01-Aug-16	1,780,040	11,839,020
01-Sep-16	865,955	12,704,975
01-Oct-16	1,181,462	13,886,437
01-Nov-16	841,365	14,727,801
01-Dec-16	1,429,840	16,157,641
01-Jan-17	1,526,848	17,684,489
01-Feb-17	713,414	18,397,903
01-Mar-17	766,280	19,164,183
01-Apr-17	688,316	19,852,499
01-May-17	721,978	20,574,477
01-Jun-17	697,503	21,271,980
<b>Total</b>	<b>21,271,980</b>	



**See more on  
[www.rabio.eu](http://www.rabio.eu)**

Rapid Business Information Organizer  
[www.rabio.eu](http://www.rabio.eu)